

**EDI-Recommendations
of GS1 Germany
Version 9.3**

Media

Return Instructions
(RETINS)

EANCOM 2002 Syntax 3

Introduction.....	2
Business Terms.....	6
Branching Diagram.....	8
Message Structure.....	13
Segmentlayout.....	14
Codes.....	47
Example.....	93

Einführung

Introduction

The aim of the brochure on hand is to offer documentation describing the exchange of instruction for returns data between business partners.

The basis of this elaboration is the international standard EANCOM® 2002. The message type RETINS 003 is used to transmit relevant data. GEFEG.FX (Gefeg mbH, Berlin) was used as the documentation tool.

Please be aware to know that this booklet does not replace the complete specifications in the original chapters or other relevant instructions within the EANCOM® 2002 documentation. Instead, it deals with the description of segments, data elements and codes to be used for a specific task.

The current documentation has been produced by the GS1 Germany GmbH in Cologne. GS1 Germany assumes no liability for any damages incurring from the use of this documentation. This brochure or extracts thereof may only be published or forwarded to third parties with the express written consent of GS1 Germany, which holds copyright on this work.

Important note

To fulfill the requirements of directive 2003/58/EG, article 4, C058 has been opened in NAD segments identifying a message sender. If the place in the 5 DE 3124 is not sufficient, the following RFF segments can be used, qualified with DE 1153 = GN. DE 1154 has got a capacity of 70 digits. Only in those cases, when no RFF segment follows NAD, a RFF+GN can be used in the heading section of the message. Within the EDI recommendations of GS1 Germany this is only applicable for the messages REMADV and SLSFCT.

This brochure offers different ways to start

Introduction

"Introduction" contains a short description of the respective message.

BusinessTerms

"Business Terms", is a table which links directly to the sequence numbers of the segments.

Diagram

"Diagram", is a hierarchical graphic depiction of all used segments in the same sequence as they are defined in the EANCOM® message. However, every segment is shown only once, and it is therefore possible that the sequence numbering is interrupted.

Structure

"Structure", is a list of all used segments in the same sequence as they are defined in the EANCOM® message. In general, for each piece of information one single segment is provided. Exeptions may arrise when the the occurence of a segment is limited and can contain alternative information (e.g., segment BGM).

Segmentlayout

"Segmentlayout", an illustration that has been chosen to match the business terms (data from the inhouse application) with the elements from the EANCOM® syntax.

Codes

"Codes" contains a list of the codes used in the message.

Einführung

Examples

"Examples", provides at least one message example with comments. Please note that, for technical reasons, the examples can contain component data element separators, which would otherwise be represented as data element separators in the original messages.

Print

"Print" opens the PDF documentation for the corresponding message.

Message structure

Heading section

Specification of sender and receiver, message date and message number.

Detail section

Specification of goods instructed for returns.

Summary section

The summary section is for syntactical reasons only.

REFERENCES IN THE MEDIA SECTOR

Returns

The following references are used within the Media sectors to manage returns:

	RETANN	RETINS	DESADV	INVOIC
Number of announcement of returns	BGM DE 1004	⇒ RFF ALQ		
Number of instructions of returns		BGM DE 1004	⇒ RFF IRN	⇒ RFF IRN
Number of comercial dispute				RFF AGG
Source document				RFF DM
Despatch advice number			BGM DE 1004	⇒ RFF AAK
Delivery note number			RFF DQ	⇒ RFF DQ

BGM segments are mandatory and printed in bold.

Einführung

Appendix: Codelist "Media"

To be used used in conjunction with DE 3035 = 246 and DE 1131 = MEDIA.

Lable information (ORDERS), FTX:

AF = Box number
 BF = User defined freetext
 BI = Barcode information
 EA = Lable type
 HA = Handling information
 NE = Customer name
 PT = Price text
 RN = Number of storage rack

Order qualifier (ORDERS, ORDRSP, DESADV), FTX:

	ORDERS	ORDRSP	DESADV
DUN = do not record dues (supply only if immediately available)	x	x	x
DUY = record dues (backorder if not immediately available)	x	x	x
ZRN = central settlement, no	x		
ZRY = central settlement, yes	x		
OWN = do not forward order to publisher	x		
OWY = forward order to publisher	x		
RWN = remittance, no	x		
RWY = remittance, yes	x		
ACN = consignment order, no	x		
ACY = consignment order, yes	x		
PKN = backorder, no (until agreed order volume is reached)	x	x	
PKY = backorder, yes (until agreed order volume is reached)	x	x	
TUN = do not supply replacement article	x	x	
TUY = automatic supply replacement article	x	x	
PWN = batch bonus, no	x		
PWY = batch bonus, yes	x		
FSN = order not forwarded to publisher		x	
FSY = order forwarded to publisher		x	

Reasons for return (RETANN, RETINS), CDI:

AC = Over-shipped
 AG = Delivered too late
 ALP = Change of fixed retail price
 AT = Item not ordered
 DME = Damaged
 FLG = Wrong delivery
 VEV = according contract
 X39 = Goods technical failings (inclusive misprints)

Einführung

Instruction for returns (RETINS), CDI:
TBZ = Send back title page

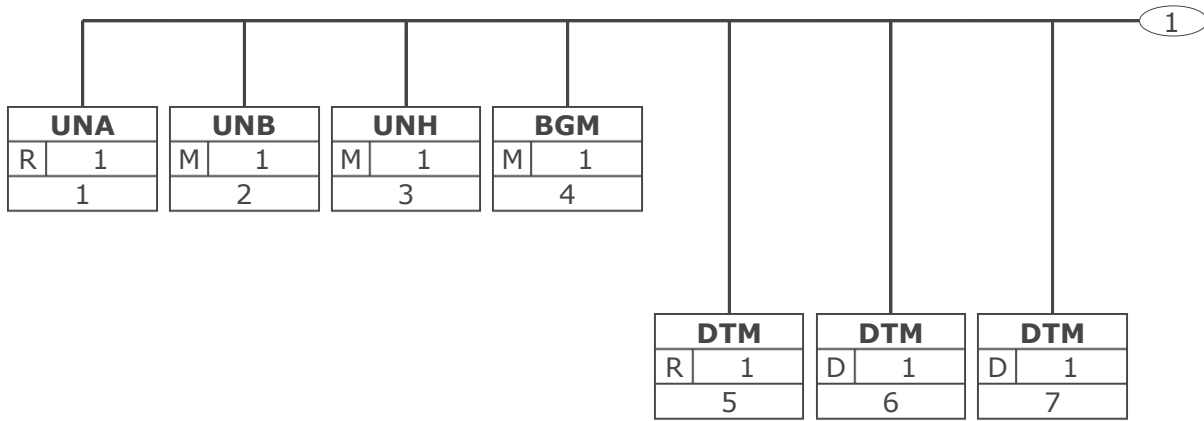
Business Terms

Business Term	EANCOM-Segment		Data Element	
	Seg.-No.	Segment SG	DEG	DE
Acknowledgement request	2	UNB		0031
Address for reverse routing	2	UNB	S002	0008
Application reference	2	UNB		0026
Character set	2	UNB	S001	0001
Component data element separator	1	UNA		UNA1
Creation date	5	DTM	C507	2380
Currency	23	MOA SG11#1	C516	6345
Data element separator	1	UNA		UNA2
Date of announcement for returns	10	DTM SG2#1	C507	2380
Date of announcement for returns	25	DTM SG11#1\SG13#1	C507	2380
Decimal notation	1	UNA		UNA3
Delivery date, requested	6	DTM	C507	2380
Delivery note	12	RFF SG2#3	C506	1154
Delivery note	27	RFF SG11#1\SG13#3	C506	1154
Despatch advice	11	RFF SG2#2	C506	1154
Despatch advice	26	RFF SG11#1\SG13#2	C506	1154
Document number	4	BGM	C106	1004
EANCOM	2	UNB		0032
End of the transmission file, Number of messages or message groups	32	UNZ		0036
File creation date	2	UNB	S004	0017
File creation time	2	UNB	S004	0019
GTIN	19	LIN SG11#1	C212	7140
Identification of buyer	15	NAD SG3#2	C082	3039
Identification of supplier	13	NAD SG3#1	C082	3039
Identification of the receiver of the transmission file	2	UNB	S003	0010
Identification of the sender of the transmission file	2	UNB	S002	0004
Instruction for return, code	17	CDI SG6#2	C564	7007
Instruction for return, code	29	CDI SG11#1\SG18#2	C564	7007
Instruction for return, date	18	DTM SG6#2	C507	2380
Interchange control reference, beginning	2	UNB		0020
Interchange control reference, end	32	UNZ		0020
Line item amount	23	MOA SG11#1	C516	5004
Line item number	19	LIN SG11#1		1082
Location of goods	22	LOC SG11#1	C517	3225
Message reference number	3	UNH		0062

Business Terms

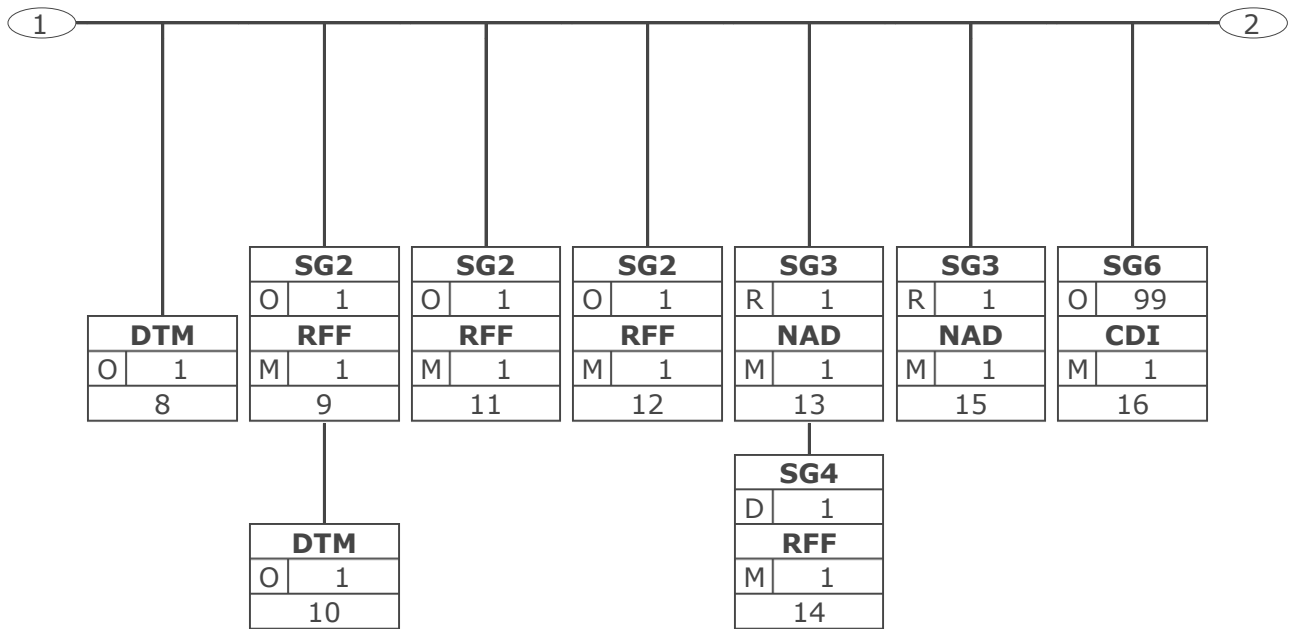
Business Term	EANCOM-Segment		Data Element	
	Seg.-No.	Segment SG	DEG	DE
Number of announcement for returns	9 RFF	SG2#1	C506	1154
Number of announcement for returns	24 RFF	SG11#1\SG13#1	C506	1154
Number of segments within a message	31 UNT			0074
Password interchange	2 UNB		S005	0022
Pick-up date	7 DTM		C507	2380
Process variant, coded	4 BGM		C002	1000
Reasons for return, code	16 CDI	SG6#1	C564	7007
Reasons for return, code	28 CDI	SG11#1\SG18#1	C564	7007
Release character	1 UNA			UNA4
Reserved for future use	1 UNA			UNA5
Return date	8 DTM		C507	2380
Return quantity	21 QTY	SG11#1	C186	6060
Routing address	2 UNB		S003	0014
Segment terminator	1 UNA			UNA6
Statements on business letters	14 RFF	SG3#1\SG4#1	C506	1154
Supplier's article number	20 PIA	SG11#1	C212	7140
Syntax version	2 UNB		S001	0002
Test indicator	2 UNB			0035
Unit of measurement	21 QTY	SG11#1	C186	6411

Branching Diagram



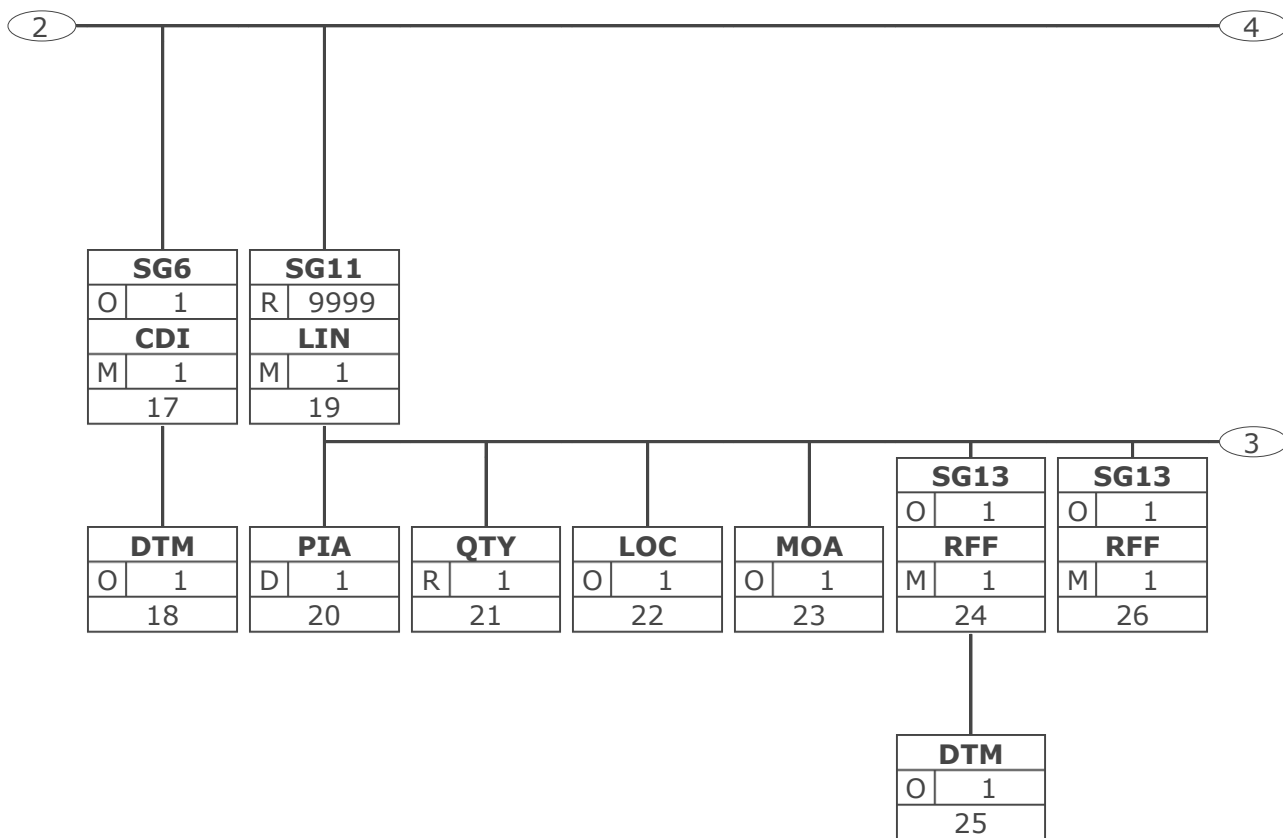
Tag	Tag = Segment/Group Tag
St	MaxOcc St = Status (M=Mandatory, C=Conditional, R=Required, O=Optional, A=Advised, D=Dependent)
No	MaxOcc = Maximum occurrence of the segment/group; No = Consecutive segment number

Branching Diagram



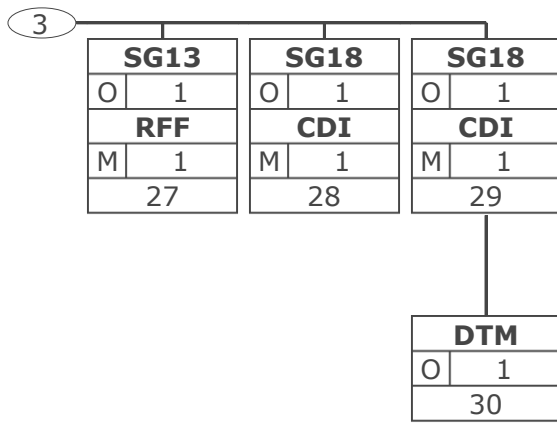
Tag	Tag = Segment/Group Tag
St MaxOcc	St = Status (M=Mandatory, C=Conditional, R=Required, O=Optional, A=Advised, D=Dependent)
No	MaxOcc = Maximum occurrence of the segment/group; No = Consecutive segment number

Branching Diagram



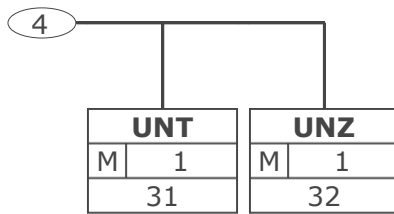
Tag	Tag = Segment/Group Tag
St MaxOcc	St = Status (M=Mandatory, C=Conditional, R=Required, O=Optional, A=Advised, D=Dependent)
No	MaxOcc = Maximum occurrence of the segment/group; No = Consecutive segment number

Branching Diagram



Tag	Tag = Segment/Group Tag
St MaxOcc	St = Status (M=Mandatory, C=Conditional, R=Required, O=Optional, A=Advised, D=Dependent)
No	MaxOcc = Maximum occurrence of the segment/group; No = Consecutive segment number

Branching Diagram



Tag	Tag = Segment/Group Tag
St	MaxOcc St = Status (M=Mandatory, C=Conditional, R=Required, O=Optional, A=Advised, D=Dependent)
No	MaxOcc = Maximum occurrence of the segment/group; No = Consecutive segment number

Message Structure

Seg.	No.	Status	Max Occ	Segment
UNA	1	R	1	Used character set
UNB	2	M	1	Beginning of transmission file
RETINS Heading Section				
UNH	3	M	1	Beginn of message
BGM	4	M	1	Document Number
DTM	5	R	1	Creation date
DTM	6	D	1	Delivery date, requested
DTM	7	D	1	Pick-up date
DTM	8	O	1	Return date
SG2		O	1	RFF-DTM
RFF	9	M	1	Number of announcement for returns
DTM	10	O	1	Date of announcement for returns
SG2		O	1	RFF-DTM
RFF	11	M	1	Despatch advice
SG2		O	1	RFF-DTM
RFF	12	M	1	Delivery note
SG3		R	1	NAD-LOC-SG4-SG5
NAD	13	M	1	Identification of supplier
SG4		D	1	RFF
RFF	14	M	1	Statements on business letters
SG3		R	1	NAD-LOC-SG4-SG5
NAD	15	M	1	Identification of buyer
SG6		O	99	CDI-DTM-FTX
CDI	16	M	1	Reason for returns
SG6		O	1	CDI-DTM-FTX
CDI	17	M	1	Instructions for returns
DTM	18	O	1	Dates for instructions for returns
RETINS Detail section				
SG11		R	9999	LIN-PIA-IMD-MEA-DTM-QTY-LOC-MOA-SG12-SG13-SG16-SG18
LIN	19	M	1	GTIN article number
PIA	20	D	1	Suppliers article number
QTY	21	R	1	Return quantity
LOC	22	O	1	Location of goods
MOA	23	O	1	Line item amount
SG13		O	1	RFF-DTM
RFF	24	M	1	Number of announcement for returns
DTM	25	O	1	Date of announcement for returns
SG13		O	1	RFF-DTM
RFF	26	M	1	Despatch advice
SG13		O	1	RFF-DTM
RFF	27	M	1	Delivery note
SG18		O	1	CDI-DTM-FTX
CDI	28	M	1	Reason for returns
SG18		O	1	CDI-DTM-FTX
CDI	29	M	1	Instructions for returns
DTM	30	O	1	Dates for instructions for returns
RETINS Summary section				
UNT	31	M	1	End of message
UNZ	32	M	1	End of the transmission file

Max. Occ. = Maximum occurrence of the segment/group, Status: M=Mandatory, C=Conditional, R=Required, O=Optional, A=Advised, D=Dependent

Segment Layout

No. Seg	St	Max. Occ.			
1		R 1	UNA Service string advice		
To define the characters selected for use as delimiters and indicators in the rest of the interchange that follows.					
Business Term	DE	EDIFACT	Format	St	* Description
Component data element separator	UNA1	Component data element separator	an1	M	Default value: ":"
Data element separator	UNA2	Data element separator	an1	M	Default value: "+"
Decimal notation	UNA3	Decimal notation	an1	M	Default value: "."
Release character	UNA4	Release indicator	an1	M	Default value: "?"
Reserved for future use	UNA5	Reserved for future use	an1	M	(Default value: space)
Segment terminator	UNA6	Segment terminator	an1	M	Default value: "' "
<p>The use of the UNA segment is mandatory, if character set "A" (UNB,DE0001) is not used.</p> <p>For international EDI the use of character set UNOA is recommended. For national (German) EDI the use of UNOC is reasonable because it contains lower case letters and umlauts.</p> <p>For international EDI the use of character set UNOA is recommended. For national (German) EDI the use of UNOC is reasonable because it contains lower case letters and umlauts.</p> <p>Example: UNA:+.?' '</p> <p>The UNA segment contains the default service string characters.</p>					

Max. Occ. = Maximum Occurrence, St = Status, * = Restricted Codes
 Status: M=Mandatory, R=Required, O=Optional, D=Dependent, A=Advised, N=Not used

Segment Layout

No. Seg	St	Max. Occ.				
2	UNB	M 1	Interchange header To start, identify and specify an interchange.			
Business Term	DE	EDIFACT	Format	St	*	Description
	S001	Syntax identifier		M		
Character set	0001	Syntax identifier	a4	M	*	UNOA UN/ECE level A UNOB UN/ECE level B UNOC UN/ECE level C UNOD UN/ECE level D UNOE UN/ECE level E UNOF UN/ECE level F
Syntax version	0002	Syntax version number	n1	M	*	3 Version 3
	S002	Interchange sender		M		
Indentification of the sender of the transmission file	0004	Sender identification	an..35	M		= Global Location Number (GLN)
	0007	Partner identification code qualifier	an..4	R	*	14 GS1
Address for reverse routing	0008	Address for reverse routing	an..14	O		See note
	S003	Interchange recipient		M		
Indentification of the receiver of the transmission file	0010	Recipient identification	an..35	M		= Global Location Number (GLN)
	0007	Partner identification code qualifier	an..4	R	*	14 GS1
Routing address	0014	Routing address	an..14	O		See note
	S004	Date/time of preparation		M		
File creation date	0017	Date of preparation	n6	M		= Dateformat JJMMTT
File creation time	0019	Time of preparation	n4	M		= Timeformat HHMM
Interchange control reference, beginnig	0020	Interchange control reference	an..14	M		= Unique senders reference
	S005	Recipient's reference, password		O		
Password interchange	0022	Recipient's reference/ password	an..14	M		
	0025	Recipient's reference/ password qualifier	an2	O	*	AA Reference BB Password
Application reference	0026	Application reference	an..14	O		Message type if the transmission fole contains only one message type
	0029	Processing priority code	a1	O	*	A Highest priority
Acknowledgement request	0031	Acknowledgement request	n1	O		
EANCOM	0032	Communications agreement ID	an..35	R		= EANCOM... EDIFACT subset identification (see note)
Test indicator	0035	Test indicator	n1	O	*	1 Interchange is a

Max. Occ. = Maximum Occurrence, St = Status, * = Restricted Codes
Status: M=Mandatory, R=Required, O=Optional, D=Dependent, A=Advised, N=Not used

Segment Layout

Business Term	DE	EDIFACT	Format	St	*	Description
						test
<p>Segmentstatus: Mandatory</p> <p>This segment is used to envelope the interchange, as well as to identify both, the party to whom the interchange is sent and the party who has sent the interchange.</p> <p>For international EDI the use of character set UNOA is recommended. For national (German) EDI the use of UNOC is reasonable because it contains lower case letters and umlauts.</p> <p>Note DE 0008: The address for reverse routing is provided by the interchange sender to inform the interchange recipient of the address within the sender's (source) system to which responding interchanges must be sent. It is recommended that the GLN be used for this purpose.</p> <p>Note DE 0014: The routing address is used to identify the receiver, if a provider adds service values for the actual receiver (e.g. consolidated companies, corporate group). The use of the identification system (e.g. GLN) has to be agreed bilaterally.</p> <p>Note DE 0020: This data element must contain a consistent sequential number per interchange between sender and receiver of the transmission.</p> <p>Note DE 0032: This data element is used to identify any underlying agreements which control the exchange of data. Within EANCOM , the identity of such agreements must start with the letters 'EANCOM', the remaining characters within the data element being filled according to bilateral agreements.</p> <p>Example: UNB+UNOC:3+4012345000009:14:4012345000018+4000004000002:14:4000004000099+101013:1043+4711+REF:AA+++EANCOM+1' The EANCOM file 4711 dated 13.10.2010, 10 h 43 is sent by the issuer identified with GLN 4012345000009 to the receiver identified with GLN 4000004000002.</p>						

Max. Occ. = Maximum Occurrence, St = Status, * = Restricted Codes
 Status: M=Mandatory, R=Required, O=Optional, D=Dependent, A=Advised, N=Not used

Segment Layout

RETINS Heading Section Heading section

No. Seg	St	Max. Occ.				
3	UNH	M 1	Message header To head, identify and specify a message.			
Business Term	DE	EDIFACT	Format	St	*	Description
Message reference number	0062	Message reference number	an..14	M		Senders unique message reference. Sequence number of the messages in the interchange. DE 0062 in the UNT will be identical. Sender generated.
	S009	Message identifier		M		
	0065	Message type	an..6	M	*	RETINS Instruction for returns message
	0052	Message version number	an..3	M	*	D Draft version/ UN/EDIFACT Directory
	0054	Message release number	an..3	M	*	01B Release 2001 - B
	0051	Controlling agency	an..2	M	*	UN UN/CEFACT
	0057	Association assigned code	an..6	R	*	EAN003 GS1 version control number (GS1 Permanent Code) Indicates that the message is the EANCOM version 003 of the UNSM Instruction For Returns.
Segmentstatus: Mandatory						
This segment is used to head, identify and specify a message.						
DE's 0065, 0052, and 0054: Indicate that the message is a UNSM Instruction For Returns message based on the D.01B directory.						
Example: UNH+ME0001+RETINS:D:01B:UN:EAN003 ' The reference number of the RETINS message is ME0001.						

Max. Occ. = Maximum Occurrence, St = Status, * = Restricted Codes
Status: M=Mandatory, R=Required, O=Optional, D=Dependent, A=Advised, N=Not used

Segment Layout

Heading section

No. Seg	St	Max. Occ.				
4	BGM	M 1	Beginning of message To indicate the type and function of a message and to transmit the identifying number.			
Business Term	DE	EDIFACT	Format	St	*	Description
	C002	Document/message name		R		
	1001	Document name code	an..3	R	*	733 Instruction for returns (Old code value: 71E)
	1131	Code list identification code	an..17	N		
	3055	Code list responsible agency code	an..3	R	*	9 GS1
Process variant, coded	1000	Document name	an..35	O		This data element indicates the variante of the process model textile:
	C106	Document/message identification		R		
Document number	1004	Document identifier	an..35	R		Instruction for returns number assigned by the document sender. It is recommended that the length of the document number be restricted to a maximum of 17 characters.
	1225	Message function code	an..3	R	*	9 Original The message function, coded is a critical data element in this segment. It applies to all data indicated in the message. The following definitions apply for the restricted codes: 9 = Original - An indication to the receiver that this is an original instruction for returns.

Segmentstatus: Mandatory

This segment is used to indicate the type and function of a message and to transmit the identifying number.

All references other than the document number DE 1004 are to be put in the RFF segment.

Example: BGM+733::9+87441+9'

The document number is 87441.

Max. Occ. = Maximum Occurrence, St = Status, * = Restricted Codes

Status: M=Mandatory, R=Required, O=Optional, D=Dependent, A=Advised, N=Not used

Segment Layout

Heading section

No. Seg	St	Max. Occ.				
5	DTM	R 1	Date/time/period To specify date, and/or time, or period.			
Business Term	DE	EDIFACT	Format	St	*	Description
	C507	Date/time/period		M		
	2005	Date or time or period function code qualifier	an..3	M	*	137 Document/ message date/ time
Creation date	2380	Date or time or period value	an..35	R		
	2379	Date or time or period format code	an..3	R		102 CCYYMMDD 203 CCYYMMDDHHMM
Segmentstatus: Mandatory						
Identification of the 'Document/message date/time' (code value 137) is mandatory in the invoice message.						
Example: DTM+137:20221020:102'						
The message was created is the 20th of October 2022.						

Max. Occ. = Maximum Occurrence, St = Status, * = Restricted Codes
 Status: M=Mandatory, R=Required, O=Optional, D=Dependent, A=Advised, N=Not used

Segment Layout

Heading section

No. Seg	St	Max. Occ.				
6	DTM	D 1	Date/time/period To specify date, and/or time, or period.			
Business Term	DE	EDIFACT	Format	St	*	Description
	C507	Date/time/period		M		
	2005	Date or time or period function code qualifier	an..3	M	*	2 Delivery date/ time, requested
Delivery date, requested	2380	Date or time or period value	an..35	R		
	2379	Date or time or period format code	an..3	R		102 CCYYMMDD 203 CCYYMMDDHHMM
<p>Segmentstatus: Depending, either delivery or pick up date must be indicated.</p> <p>This segment is used to specify, where required, requested dates concerning the delivery of goods.</p> <p>DE 2005 = 2, Date on which buyer requests goods to be delivered.</p> <p>Example: DTM+2:20181028:102' Requested delivery date is the 28th of October 2018.</p>						

Max. Occ. = Maximum Occurrence, St = Status, * = Restricted Codes
 Status: M=Mandatory, R=Required, O=Optional, D=Dependent, A=Advised, N=Not used

Segment Layout

Heading section

No. Seg	St	Max. Occ.				
7	DTM	D 1	Date/time/period To specify date, and/or time, or period.			
Business Term	DE	EDIFACT	Format	St	*	Description
	C507	Date/time/period		M		
	2005	Date or time or period function code qualifier	an..3	M	*	200 Pick-up/collection date/time of cargo
Pick-up date	2380	Date or time or period value	an..35	R		
	2379	Date or time or period format code	an..3	R		102 CCYYMMDD 203 CCYYMMDDHHMM
<p>Segmentstatus: Depending, either delivery or pick up date must be indicated.</p> <p>DTM segment is used specify date, and/or time, or period.</p> <p>This segment is used to specify, where required, requested dates concerning the delivery/pick up of the goods.</p> <p>Example: <code>DTM+200:20181026:102'</code> This example requires the pick up of consignment on 26th October 2018.</p>						

Max. Occ. = Maximum Occurrence, St = Status, * = Restricted Codes
Status: M=Mandatory, R=Required, O=Optional, D=Dependent, A=Advised, N=Not used

Segment Layout

Heading section

No. Seg	St	Max. Occ.				
8	DTM	O 1	Date/time/period To specify date, and/or time, or period.			
Business Term	DE	EDIFACT	Format	St	*	Description
	C507	Date/time/period		M		
	2005	Date or time or period function code qualifier	an..3	M	*	557 Returned date
Return date	2380	Date or time or period value	an..35	R		
	2379	Date or time or period format code	an..3	R		102 CCYYMMDD 203 CCYYMMDDHHMM 718 CCYYMMDD- CCYYMMDD Format of period to be given in actual message without hyphen.
Segmentstatus: Optional						
This segment is used by the supplier to specify the return date.						
Example: DTM+557:20181028:102'						
Latest return date is the 28th October 2018.						

Max. Occ. = Maximum Occurrence, St = Status, * = Restricted Codes
 Status: M=Mandatory, R=Required, O=Optional, D=Dependent, A=Advised, N=Not used

Segment Layout

Heading section

No.	Seg	St	Max. Occ.				
9	SG2	O	1	RFF-DTM			
	RFF	M	1	Reference			
To specify a reference.							
Business Term		DE	EDIFACT	Format	St	*	Description
		C506	Reference		M		
		1153	Reference code qualifier	an..3	M	*	ALQ Returns notice number
Number of announcement for returns		1154	Reference identifier	an..70	R		
Segmentstatus: Optional							
This segment can contain a reference to number of a announcement for returns							
Example: RFF+ALQ:4711'							
The message references to the number 4711 of a announcement for returns.							

Max. Occ. = Maximum Occurrence, St = Status, * = Restricted Codes
 Status: M=Mandatory, R=Required, O=Optional, D=Dependent, A=Advised, N=Not used

Segment Layout

Heading section

No. Seg	St	Max. Occ.				
10			SG2	O	1	RFF-DTM
			DTM	O	1	Date/time/period To specify date, and/or time, or period.
Business Term	DE	EDIFACT	Format	St	*	Description
	C507	Date/time/period		M		
	2005	Date or time or period function code qualifier	an..3	M	*	171 Reference date/ time
Date of announcement for returns	2380	Date or time or period value	an..35	R		
	2379	Date or time or period format code	an..3	R		102 CCYYMMDD
Segmentstatus: Optional						
This segment is used to specify any dates related to the references given in the previous RFF segment.						
Example: DTM+171:20181020:102'						
The announcement for returns is dated 20th of October 2018.						

Max. Occ. = Maximum Occurrence, St = Status, * = Restricted Codes
 Status: M=Mandatory, R=Required, O=Optional, D=Dependent, A=Advised, N=Not used

Segment Layout

Heading section

No.	Seg	St	Max. Occ.				
11	SG2	O	1	RFF-DTM			
	RFF	M	1	Reference			
To specify a reference.							
Business Term		DE	EDIFACT	Format	St	*	Description
		C506	Reference		M		
		1153	Reference code qualifier	an..3	M	*	AAK Despatch advice number
Despatch advice		1154	Reference identifier	an..70	R		
Segmentstatus: Optional							
This segment is used to specify any references valid for the complete instructions for returns message.							
This segment is used to reference the despatch advice number (DESADV).							
Example: RFF+AAK:4710'							
The message references to despatch advice number 4710.							

Max. Occ. = Maximum Occurrence, St = Status, * = Restricted Codes
 Status: M=Mandatory, R=Required, O=Optional, D=Dependent, A=Advised, N=Not used

Segment Layout

Heading section

No.	Seg	St	Max. Occ.				
12	SG2	O	1	RFF-DTM			
	RFF	M	1	Reference			
To specify a reference.							
Business Term		DE	EDIFACT	Format	St	*	Description
		C506	Reference		M		
		1153	Reference code qualifier	an..3	M	*	DQ Delivery note number
Delivery note		1154	Reference identifier	an..70	R		
Segmentstatus: Optional							
This segment can be used to reference the delivery note number.							
Example: RFF+DQ:4714'							
The message references to delivery note number 4714.							

Max. Occ. = Maximum Occurrence, St = Status, * = Restricted Codes
 Status: M=Mandatory, R=Required, O=Optional, D=Dependent, A=Advised, N=Not used

Segment Layout

Heading section

No. Seg	St	Max. Occ.				
13	SG3	R 1	NAD-LOC-SG4-SG5			
	NAD	M 1	Name and address			
To specify the name/address and their related function, either by C082 only and/or unstructured by C058 or structured by C080 thru 3207.						
Business Term	DE	EDIFACT	Format	St	*	Description
	3035	Party function code qualifier	an..3	M	*	SU Supplier
	C082	Party identification details		A		
Identification of supplier	3039	Party identifier	an..35	M		Global Location Number (GLN) - Format n13
	1131	Code list identification code	an..17	N		
	3055	Code list responsible agency code	an..3	R	*	9 GS1
	C058	Name and address		O		This composite may only be used to fulfill the requirements of directive 2003/58/EG, article 4. If applicable the message sender gets the possibility to give the relevant statements at this place. If C058 ist not sufficient, more declaration can be given in following RFF+GN... segments.
	3124	Name and address description	an..35	M		
	3124	Name and address description	an..35	O		
	3124	Name and address description	an..35	O		
	3124	Name and address description	an..35	O		
	3124	Name and address description	an..35	O		
Segmentstatus: Mandatory						
Within EANCOM it is mandatory to identify the supplier/manufacturer by Global Location Number (GLN).						
Example: NAD+SU+4012345000009::9+ABC123' The supplier/manufacturer is identified by Global Location Number (GLN) 4012345000009.						

Max. Occ. = Maximum Occurrence, St = Status, * = Restricted Codes
Status: M=Mandatory, R=Required, O=Optional, D=Dependent, A=Advised, N=Not used

Segment Layout

Heading section

No. Seg	St	Max. Occ.				
14	SG3	R 1	NAD-LOC-SG4-SG5			
	SG4	D 1	RFF			
	RFF	M 1	Reference			
To specify a reference.						
Business Term	DE	EDIFACT	Format	St	*	Description
	C506	Reference		M		
	1153	Reference code qualifier	an..3	M	*	GN Government reference number
Statements on business letters	1154	Reference identifier	an..70	R		
Segmentstatus: Depending						
This RFF segment may only be used if the preceeding NAD has not enough space to fulfill the requirements of directive 2003/58/EG, article 4.						
Example: RFF+GN:HRB-471111'						
German statements on business letters: HRB-471111						

Max. Occ. = Maximum Occurrence, St = Status, * = Restricted Codes
 Status: M=Mandatory, R=Required, O=Optional, D=Dependent, A=Advised, N=Not used

Segment Layout

Heading section

No. Seg	St	Max. Occ.				
15	SG3	R 1	NAD-LOC-SG4-SG5			
	NAD	M 1	Name and address			
To specify the name/address and their related function, either by C082 only and/or unstructured by C058 or structured by C080 thru 3207.						
Business Term	DE	EDIFACT	Format	St	*	Description
	3035	Party function code qualifier	an..3	M	*	BY Buyer
	C082	Party identification details		A		
Identification of buyer	3039	Party identifier	an..35	M		Global Location Number (GLN) - Format n13
	1131	Code list identification code	an..17	N		
	3055	Code list responsible agency code	an..3	R	*	9 GS1
Segmentstatus: Mandatory						
Within EANCOM it is mandatory to identify the buyer by Global Location Number (GLN).						
Example: NAD+BY+4398765000004:::9'						
The buyer is identified with the Global Location Number (GLN) 4398765000004.						

Max. Occ. = Maximum Occurrence, St = Status, * = Restricted Codes
 Status: M=Mandatory, R=Required, O=Optional, D=Dependent, A=Advised, N=Not used

Segment Layout

Heading section

No. Seg	St	Max. Occ.				
SG6	O	99	CDI-DTM-FTX			
			A group of segments identifying any states, dates or additional references related to the complete instruction for return message.			
16	CDI	M 1	Physical or logical state			
			To describe a physical or logical state.			
Business Term	DE	EDIFACT	Format	St	*	Description
	7001	Physical or logical state type code qualifier	an..3	M		2 Upon despatch
	C564	Physical or logical state information		M		
Reasons for return, code	7007	Physical or logical state description code	an..3	A		AC Over-shipped AG Delivered too late ALP Change of fixed retail price AT Item not ordered DME Damaged FLG Wrong delivery VEV According contract X39 Goods technical failings (inclusive misprints)
	1131	Code list identification code	an..17	O	*	MEDIA Media (fix value)
	3055	Code list responsible agency code	an..3	D	*	246 GS1 Germany
	7006	Physical or logical state description	an..70	O		
Segmentstatus: Optional						
This segment is used to indicate conditions specified by the message sender concerning the return or otherwise of all the goods detailed in the message.						
Example: CDI+2+VEV:MEDIA:246' According to contractual conditions all of the goods detailed in the message should be returned.						

Max. Occ. = Maximum Occurrence, St = Status, * = Restricted Codes
Status: M=Mandatory, R=Required, O=Optional, D=Dependent, A=Advised, N=Not used

Segment Layout

Heading section

No. Seg	St	Max. Occ.				
SG6	O	1	CDI-DTM-FTX			
			A group of segments identifying any states, dates or additional references related to the complete instruction for return message.			
17	CDI	M	1	Physical or logical state		
				To describe a physical or logical state.		
Business Term	DE	EDIFACT	Format	St	*	Description
	7001	Physical or logical state type code qualifier	an..3	M	*	3E Upon return (GS1 Temporary Code)
	C564	Physical or logical state information		M		
Instruction for return, code	7007	Physical or logical state description code	an..3	A		12E Return goods (GS1 Temporary Code) 13E Dispose of goods (GS1 Temporary Code) 14E Destroy goods (GS1 Temporary Code) 17E Return refused (GS1 Temporary Code) TBZ Send back title page
	1131	Code list identification code	an..17	O		
	3055	Code list responsible agency code	an..3	D	*	9 GS1 246 GS1 Germany If code TBZ is used in DE7007 the indication of code 246 is required
	7006	Physical or logical state description	an..70	O		
Segmentstatus: Optional						
This segment is used to indicate conditions specified by the message sender concerning the return or otherwise of all the goods detailed in the message.						
Example: CDI+3E+12E::9'						
All of the goods detailed in the message should be returned.						

Max. Occ. = Maximum Occurrence, St = Status, * = Restricted Codes
Status: M=Mandatory, R=Required, O=Optional, D=Dependent, A=Advised, N=Not used

Segment Layout

Abschnittsübersicht

No. Seg	St	Max. Occ.				
18	SG6	O 1	CDI-DTM-FTX			
	A group of segments identifying any states, dates or additional references related to the complete instruction for return message.					
	DTM	O 1	Date/time/period			
To specify date, and/or time, or period.						
Business Term	DE	EDIFACT	Format	St	*	Description
	C507	Date/time/period		M		
	2005	Date or time or period function code qualifier	an..3	M		234 Collection date/ time, earliest 235 Collection date/ time, latest 557 Returned date
Instruction for return, date	2380	Date or time or period value	an..35	R		
	2379	Date or time or period format code	an..3	R		102 CCYMMDD 203 CCYMMDDHHMM
Segmentstatus: Optional						
This segment is used to specify dates relevant to the returns conditions and instructions provided in the CDI and INS segments for the entire message.						
Example:						
Example: DTM+557:20180505:102' The return is dated for the 5th May 2018.						

Max. Occ. = Maximum Occurrence, St = Status, * = Restricted Codes
 Status: M=Mandatory, R=Required, O=Optional, D=Dependent, A=Advised, N=Not used

Segment Layout

Detail section

No. Seg	St	Max. Occ.				
19	SG11	R 9999	LIN-PIA-IMD-MEA-DTM-QTY-LOC-MOA-SG12-SG13-SG16-SG18			
	LIN	M 1	Line item			
To identify a line item and configuration.						
Business Term	DE	EDIFACT	Format	St	*	Description
Line item number	1082	Line item identifier	an..6	R		Application generated line item number
	1229	Action request/ notification description code	an..3	N		
	C212	Item number identification		D		
GTIN	7140	Item identifier	an..35	R		GTIN, Format n..14
	7143	Item type identification code	an..3	R	*	SRV GS1 Global Trade Item Number
Segmentstatus: Mandatory						
The LIN-segment is used to specify the item being ordered.						
In this segment the GTIN is indicated as item identification.						
The detail section always starts with the LIN-segment.						
Example: <code>LIN+3++4000004000035:SRV'</code>						
The item instructed for return with the item number 3 is identified by GTIN 4000004000035.						

Max. Occ. = Maximum Occurrence, St = Status, * = Restricted Codes
 Status: M=Mandatory, R=Required, O=Optional, D=Dependent, A=Advised, N=Not used

Segment Layout

Detail section

No. Seg	St	Max. Occ.				
20	SG11	R 9999	LIN-PIA-IMD-MEA-DTM-QTY-LOC-MOA-SG12-SG13-SG16-SG18			
	PIA	D 1	Additional product id To specify additional or substitutional item identification codes.			
Business Term	DE	EDIFACT	Format	St	*	Description
	4347	Product identifier code qualifier	an..3	M	*	5 Product identification
	C212	Item number identification		M		
Supplier's article number	7140	Item identifier	an..35	R		
	7143	Item type identification code	an..3	R	*	SA Supplier's article number
	1131	Code list identification code	an..17	N		
	3055	Code list responsible agency code	an..3	R	*	91 Assigned by supplier or supplier's agent
<p>Segmentstatus: Optional, if LIN segment does not provide a GTIN, otherwise segment is not used.</p> <p>This segment is only used, if LIN segment does not provide a GTIN. Then it must follow the LIN segment immediately. In this case LIN segment (mandatory) only provides the line item number. Identification of the article is done by use of the suppliers article number in this PIA segment, DE 4347 is filled with "5" for primary identification.</p> <p>Book: ISBN10 or the suppliers article number can be used as primary identification. The application of both numbering systems at the same time is not allowed, if DE 4347 filled with "5" for primary identification is used.</p> <p>Example: PIA+5+ABC5343:SA: :91' Only if LIN does not provide a GTIN: Item identification in PIA</p>						

Max. Occ. = Maximum Occurrence, St = Status, * = Restricted Codes
Status: M=Mandatory, R=Required, O=Optional, D=Dependent, A=Advised, N=Not used

Segment Layout

Detail section

No. Seg	St	Max. Occ.				
21	SG11	R 9999	LIN-PIA-IMD-MEA-DTM-QTY-LOC-MOA-SG12-SG13-SG16-SG18			
	QTY	R 1	Quantity			
To specify a pertinent quantity.						
Business Term	DE	EDIFACT	Format	St	*	Description
	C186	Quantity details		M		
	6063	Quantity type code qualifier	an..3	M	*	445 Return to the manufacturer
Return quantity	6060	Quantity	an..35	M		Annotation: Use only numeric values.
Unit of measurement	6411	Measurement unit code	an..3	D		KGM kilogram LTR litre MTR metre All code values from EANCOM code list 6411 and UN/ECE Recommendation 20 code list available.
Segmentstatus: Mandatory						
The QTY segment is used to specify the return quantity for the current line item, which was identified in the LIN segment.						
DE 6411 is only used, if the article is a variable quantity article. Default value is piece.						
Example: QTY+445:20' The return quantity amounts to 20 pieces of the article no. described in the LIN segment. (GTIN).						

Max. Occ. = Maximum Occurrence, St = Status, * = Restricted Codes
 Status: M=Mandatory, R=Required, O=Optional, D=Dependent, A=Advised, N=Not used

Segment Layout

Detail section

No. Seg	St	Max. Occ.				
22			SG11	R	9999	LIN-PIA-IMD-MEA-DTM-QTY-LOC-MOA-SG12-SG13-SG16-SG18
			LOC	O	1	Place/location identification To identify a place or a location and/or related locations.
Business Term	DE	EDIFACT	Format	St	*	Description
	3227	Location function code qualifier	an..3	M	*	14 Location of goods
	C517	Location identification		A		
Location of goods	3225	Location name code	an..25	A		Global Location Number (GLN)- Format n13
	1131	Code list identification code	an..17	O		
	3055	Code list responsible agency code	an..3	D	*	9 GS1
Segmentstatus: Optional						
This segment is used to identify locations relevant to the current line item.						
When identifying locations it is recommended to use Global Location Number GLN.						
Example: LOC+14+4056786542381: :9'						
The goods are at the location with GLN 4056786542381						

Max. Occ. = Maximum Occurrence, St = Status, * = Restricted Codes
Status: M=Mandatory, R=Required, O=Optional, D=Dependent, A=Advised, N=Not used

Segment Layout

Detail section

No. Seg	St	Max. Occ.				
23	SG11	R 9999	LIN-PIA-IMD-MEA-DTM-QTY-LOC-MOA-SG12-SG13-SG16-SG18			
	MOA	O 1	Monetary amount			
To specify a monetary amount.						
Business Term	DE	EDIFACT	Format	St	*	Description
	C516	Monetary amount		M		
	5025	Monetary amount type code qualifier	an..3	M	*	203 Line item amount
Line item amount	5004	Monetary amount	n..35	R		
Currency	6345	Currency identification code	an..3	O		ISO 4217 three alpha
Segmentstatus: Optional						
This segment provides the line item amount.						
Example: MOA+203:108.13:EUR'						
The line item amount is 108.13 EURO.						

Max. Occ. = Maximum Occurrence, St = Status, * = Restricted Codes
 Status: M=Mandatory, R=Required, O=Optional, D=Dependent, A=Advised, N=Not used

Segment Layout

Detail section

No. Seg	St	Max. Occ.				
24	SG11	R 9999	LIN-PIA-IMD-MEA-DTM-QTY-LOC-MOA-SG12-SG13-SG16-SG18			
	SG13	O 1	RFF-DTM			
	RFF	M 1	Reference			
To specify a reference.						
Business Term	DE	EDIFACT	Format	St	*	Description
	C506	Reference		M		
	1153	Reference code qualifier	an..3	M	*	ALQ Returns notice number
Number of announcement for returns	1154	Reference identifier	an..70	R		
Segmentstatus: Optional						
This segment can contain a reference to number of a announcement for returns						
Example: RFF+ALQ:4711'						
The current line item references to the number 4711 of a announcement for returns.						

Max. Occ. = Maximum Occurrence, St = Status, * = Restricted Codes
 Status: M=Mandatory, R=Required, O=Optional, D=Dependent, A=Advised, N=Not used

Segment Layout

Heading section

No. Seg	St	Max. Occ.				
25	SG11	R 9999	LIN-PIA-IMD-MEA-DTM-QTY-LOC-MOA-SG12-SG13-SG16-SG18			
	SG13	O 1	RFF-DTM			
	DTM	O 1	Date/time/period To specify date, and/or time, or period.			
Business Term	DE	EDIFACT	Format	St	*	Description
	C507	Date/time/period		M		
	2005	Date or time or period function code qualifier	an..3	M	*	171 Reference date/ time
Date of announcement for returns	2380	Date or time or period value	an..35	R		
	2379	Date or time or period format code	an..3	R		102 CCYYMMDD
<p>Segmentstatus: Optional</p> <p>This segment is used to specify any dates related to the references given in the previous RFF segment.</p> <p>Example: DTM+171:20180301:102' The announcement for returns for the current line item is dated 01st March 2018.</p>						

Max. Occ. = Maximum Occurrence, St = Status, * = Restricted Codes
 Status: M=Mandatory, R=Required, O=Optional, D=Dependent, A=Advised, N=Not used

Segment Layout

Detail section

No. Seg	St	Max. Occ.				
SG11	R	9999	LIN-PIA-IMD-MEA-DTM-QTY-LOC-MOA-SG12-SG13-SG16-SG18			
SG13	O	1	RFF-DTM			
26 RFF	M	1	Reference			
To specify a reference.						
Business Term	DE	EDIFACT	Format	St	*	Description
	C506	Reference		M		
	1153	Reference code qualifier	an..3	M	*	AAK Despatch advice number
Despatch advice	1154	Reference identifier	an..70	R		
Segmentstatus: Optional						
This segment is used to specify any references valid for the current line item of the instruction for returns message.						
This segment is used to reference the despatch advice number (DESADV).						
Example: RFF+AAK:4710'						
The current line item references to despatch advice number 4710.						

Max. Occ. = Maximum Occurrence, St = Status, * = Restricted Codes
 Status: M=Mandatory, R=Required, O=Optional, D=Dependent, A=Advised, N=Not used

Segment Layout

Detail section

No. Seg	St	Max. Occ.				
SG11	R	9999	LIN-PIA-IMD-MEA-DTM-QTY-LOC-MOA-SG12-SG13-SG16-SG18			
SG13	O	1	RFF-DTM			
27 RFF	M	1	Reference			
To specify a reference.						
Business Term	DE	EDIFACT	Format	St	*	Description
	C506	Reference		M		
	1153	Reference code qualifier	an..3	M	*	DQ Delivery note number
Delivery note	1154	Reference identifier	an..70	R		
Segmentstatus: Optional						
This segment can be used to reference the delivery note number.						
Example: RFF+DQ:4714'						
The current line item references to delivery note number 4714.						

Max. Occ. = Maximum Occurrence, St = Status, * = Restricted Codes
 Status: M=Mandatory, R=Required, O=Optional, D=Dependent, A=Advised, N=Not used

Segment Layout

Detail section

No. Seg	St	Max. Occ.				
SG11	R	9999	LIN-PIA-IMD-MEA-DTM-QTY-LOC-MOA-SG12-SG13-SG16-SG18			
SG18	O	1	CDI-DTM-FTX			
A group of segments identifying any states, dates or additional references related to the return of the current line item.						
28	CDI	M 1	Physical or logical state			To describe a physical or logical state.
Business Term	DE	EDIFACT	Format	St	*	Description
	7001	Physical or logical state type code qualifier	an..3	M	*	2 Upon despatch
	C564	Physical or logical state information		M		
Reasons for return, code	7007	Physical or logical state description code	an..3	A		AC Over-shipped AG Delivered too late ALP Change of fixed retail price AT Item not ordered DME Damaged FLG Wrong delivery VEV According contract X39 Goods technical failings (inclusive misprints)
	1131	Code list identification code	an..17	O	*	MEDIA Media (fix value)
	3055	Code list responsible agency code	an..3	D	*	246 GS1 Germany
	7006	Physical or logical state description	an..70	O		
Segmentstatus: Optional						
This segment is used to indicate conditions (actions) requested by the message sender for the current line item.						
Example: CDI+2+VEV:MEDIA:246'						
According to contractual conditions the goods of the current line item should be returned.						

Max. Occ. = Maximum Occurrence, St = Status, * = Restricted Codes
 Status: M=Mandatory, R=Required, O=Optional, D=Dependent, A=Advised, N=Not used

Segment Layout

Detail section

No. Seg	St	Max. Occ.				
SG11	R	9999	LIN-PIA-IMD-MEA-DTM-QTY-LOC-MOA-SG12-SG13-SG16-SG18			
SG18	O	1	CDI-DTM-FTX			
A group of segments identifying any states, dates or additional references related to the return of the current line item.						
29	CDI	M 1	Physical or logical state			To describe a physical or logical state.
Business Term	DE	EDIFACT	Format	St	*	Description
	7001	Physical or logical state type code qualifier	an..3	M	*	2 Upon despatch
	C564	Physical or logical state information		M		
Instruction for return, code	7007	Physical or logical state description code	an..3	A		12E Return goods (GS1 Temporary Code) 13E Dispose of goods (GS1 Temporary Code) 14E Destroy goods (GS1 Temporary Code) 17E Return refused (GS1 Temporary Code) TBZ Send back title page
	1131	Code list identification code	an..17	O		
	3055	Code list responsible agency code	an..3	D	*	9 GS1 246 GS1 Germany If code TBZ is used in DE7007 the indication of code 246 is required
	7006	Physical or logical state description	an..70	O		
Segmentstatus: Optional This segment is used to indicate conditions (actions) requested by the message sender for the current line item. Example: CDI+2+12E::9' Goods of the current line item should be returned.						

Max. Occ. = Maximum Occurrence, St = Status, * = Restricted Codes
 Status: M=Mandatory, R=Required, O=Optional, D=Dependent, A=Advised, N=Not used

Segment Layout

Detail section

No. Seg	St	Max. Occ.				
SG11	R	9999	LIN-PIA-IMD-MEA-DTM-QTY-LOC-MOA-SG12-SG13-SG16-SG18			
SG18	O	1	CDI-DTM-FTX			
<p>A group of segments identifying any states, dates or additional references related to the return of the current line item.</p>						
30	DTM	O	1	Date/time/period		
<p>To specify date, and/or time, or period.</p>						
Business Term	DE	EDIFACT	Format	St	*	Description
	C507	Date/time/period		M		
	2005	Date or time or period function code qualifier	an..3	M		234 Collection date/ time, earliest 235 Collection date/ time, latest 557 Returned date
	2380	Date or time or period value	an..35	R		
	2379	Date or time or period format code	an..3	R		102 CCYYMMDD 203 CCYYMMDDHHMM
<p>Segmentstatus: Optional</p> <p>This segment is used to specify dates relevant to the returns conditions and instructions provided in the CDI valid for the current line item only.</p> <p>Example: DTM+557:20180505:102' The return is dated for the 05th of May 2018.</p>						

Max. Occ. = Maximum Occurrence, St = Status, * = Restricted Codes
 Status: M=Mandatory, R=Required, O=Optional, D=Dependent, A=Advised, N=Not used

Segment Layout

RETINS Summary section

End of the message

No. Seg	St	Max. Occ.				
31	UNT	M 1	Message trailer To end and check the completeness of a message.			
Business Term	DE	EDIFACT	Format	St	*	Description
Number of segments within a message	0074	Number of segments in the message	n..6	M		The total number of segments in the message is detailed here.
	0062	Message reference number	an..14	M		The reference number from the UNH segment must be repeated here Same contents as DE 0062 in the UNH segment
Segmentstatus: Mandatory						
This segment is a mandatory UN/EDIFACT segment. It must always be the last segment in the message.						
Example: UNT+29+ME0001' Number of segments in the message.						

Max. Occ. = Maximum Occurrence, St = Status, * = Restricted Codes

Status: M=Mandatory, R=Required, O=Optional, D=Dependent, A=Advised, N=Not used

Segment Layout

No. Seg	St	Max. Occ.				
32	UNZ	M 1	Interchange trailer To end and check the completeness of an interchange.			
Business Term	DE	EDIFACT	Format	St	*	Description
End of the transmission file, Number of messages or message groups	0036	Interchange control count	n..6	M		Number of messages or message groups in the transmission file.
Interchange control reference, end	0020	Interchange control reference	an..14	M		Interchange control reference, identical with UNB DE 0020.
Segmentstatus: Mandatory						
The UNZ segment is the last segment of the transmission file.						
If functional groups are not used, this is the number of messages within the interchange.						
Example: UNZ+1+4711'						
The transmission file contains 1 message.						

Max. Occ. = Maximum Occurrence, St = Status, * = Restricted Codes
Status: M=Mandatory, R=Required, O=Optional, D=Dependent, A=Advised, N=Not used

Used Codes

0001	<p>Syntax identifier Coded identification of the agency controlling a syntax and syntax level used in an interchange.</p> <p>Notes: 1. a3, upper case, Controlling Agency (e.g. UNO=UN/ECE) and a1 stating level (e.g. A) (which together give UNOA).</p>
UNOA	<p>UN/ECE level A As defined in the basic code table of ISO 646 with the exceptions of lower case letters, alternative graphic character allocations and national or application-oriented graphic character allocations.</p>
UNOB	<p>UN/ECE level B As defined in the basic code table of ISO 646 with the exceptions of alternative graphic character allocations and national or application-oriented graphic character allocations.</p>
UNOC	<p>UN/ECE level C As defined in ISO/IEC 8859-1 : Information technology - Part 1: Latin alphabet No. 1.</p>
UNOD	<p>UN/ECE level D As defined in ISO/IEC 8859-2 : Information technology - Part 2: Latin alphabet No. 2.</p>
UNOE	<p>UN/ECE level E As defined in ISO/IEC 8859-5 : Information technology - Part 5: Latin/Cyrillic alphabet.</p>
UNOF	<p>UN/ECE level F As defined in ISO 8859-7 : Information processing - Part 7: Latin/Greek alphabet.</p>
0002	<p>Syntax version number Version number of the syntax identified in the syntax identifier (0001)</p> <p>Notes: 1. Increments 1 for each version.</p>
3	<p>Version 3 ISO 9735 Amendment 1:1992. GS1 Description: Syntax version number 3. This code can be used with all of the character sets (A, B, C, D, E and F).</p>

Used Codes

0007	Partner identification code qualifier Qualifier referring to the source of codes for the identifiers of interchanging partners.
	Notes: 1. Used with sender/recipient identification code.
14	GS1 Partner identification code assigned by GS1, an international organization of GS1 Member Organizations that manages the GS1 System.
0025	Recipient's reference/password qualifier Qualifier for the recipient's reference or password.
	Notes: 1. If specified in IA.
AA	Reference Recipient's reference/password is a reference.
BB	Password Recipient's reference/password is a password.
0029	Processing priority code Code determined by the sender requesting processing priority for the interchange.
	Notes: 1. Used if specified in IA.
A	Highest priority Requested processing priority is the highest.
0031	Acknowledgement request Code determined by the sender for acknowledgement of the interchange.
	Notes: 1. Set = 1 if sender requests acknowledgement, i.e. UNB and UNZ segments received and identified.
1	Requested Acknowledgement is requested.
0035	Test indicator Indication that the interchange is a test.
	Notes: 1. Set = 1 if the interchange is a test. Otherwise not used.

Used Codes

1	Interchange is a test Indicates that the interchange is a test.
0051	Controlling agency Code to identify the agency controlling the specification, maintenance and publication of the message type.
UN	UN/CEFACT United Nations Centre for Trade Facilitation and Electronic Business (UN/CEFACT). GS1 Description: UN Economic Commission for Europe (UN/ECE), Committee on the development of trade (TRADE), Working Party on facilitation of international trade procedures (WP.4).
0052	Message version number Version number of a message type. Notes: 1. If UNG/UNE is used, shall be identical in UNG and UNE. The representation of 0052 was specified as n..3 in version 1 of ISO 9735.
D	Draft version/UN/EDIFACT Directory Message approved and issued as a draft message (Valid for directories published after March 1993 and prior to March 1997). Message approved as a standard message (Valid for directories published after March 1997).
0054	Message release number Release number within the current message type version number (0052). Notes: 1. The representation of 0054 was specified as n..3 in version 1 of ISO 9735.
01B	Release 2001 - B Message approved and issued in the second 2001 release of the UNTDID (United Nations Trade Data Interchange Directory).
0057	Association assigned code A code assigned by the association responsible for the design and maintenance of the message type concerned, which further identifies the message.
EAN003	GS1 version control number (GS1 Permanent Code) Indicates that the message is an EANCOM message in version 003.
0065	Message type Code identifying a type of message and assigned by its controlling agency. Notes: 1. Type of message being transmitted.

Used Codes

RETINS	<p>Instruction for returns message A code to identify the instruction for returns message. GS1 Description: Message instructing on returns.</p>
1001	<p>Document name code Code specifying the document name.</p>
733	<p>Instruction for returns A message by which a party informs another party whether and how goods shall be returned. GS1 Note: Replaces GS1 Temporary Code 71E.</p>
1131	<p>Code list identification code Code identifying a user or association maintained code list.</p> <p>Notes: 1. The codes for this data element are provided by the code list responsible agency defined in data element 3055.</p>
23	<p>Clearing house automated payment Self explanatory.</p> <p>Notes: This code value will be removed effective with directory D.04A. GS1 Description: Banking community' automated payment clearing system.</p>
25	<p>Bank identification Code for identification of banks.</p> <p>Notes: This code value will be removed effective with directory D.04A.</p>
106	<p>Incoterms 1980 (4110) Code to indicate applicable Incoterm (1980 edition) under which seller undertakes to deliver merchandise to buyer (ICC). Incoterms 1990: use 4053 only.</p> <p>Notes: This code value will be removed effective with directory D.04A.</p>
132	<p>Charge Identification of a type of charge.</p> <p>Notes: This code value will be removed effective with directory D.04A.</p>

Used Codes

154	<p>Bank branch sorting identification Identification of a specific branch of a bank.</p> <p>Notes: This code value will be removed effective with directory D.04A.</p>
157	<p>Clearing code Identification of the responsible bank/clearing house which has cleared or is ordered to do the clearing.</p> <p>Notes: This code value will be removed effective with directory D.04A.</p>
166	<p>Social security identification Code assigned by the authority competent to issue social security identification to identify a person.</p> <p>Notes: This code value will be removed effective with directory D.04A.</p>
174	<p>Citizen identification Self explanatory.</p> <p>Notes: This code value will be removed effective with directory D.04A. GS1 Description: Code issued by national authority competent to issue citizen identification to identify a person.</p>
1E	<p>Incoterms 1990 (GS1 Temporary Code) Incoterms 1990 as published by the International Chamber of Commerce (ICC).</p>
2E	<p>Incoterms 2000 (GS1 Temporary Code) Incoterms 2000 as published by the International Chamber of Commerce (ICC).</p>
3E	<p>Incoterms 2010 (GS1 Temporary Code) Incoterms 2010 as published by the International Chamber of Commerce (ICC).</p>
ADR	<p>Accord Europeen au transport international dangereuses (GS1 Temporary Code) A European agreement concerning the international carriage of dangerous goods by road.</p>
BR	<p>Brand (GS1 Temporary Code) An identifying mark or label on the products of a particular company, or the kind or make of a commodity.</p>
CA	<p>Category (GS1 Temporary Code) A class or division in a scheme of classification.</p>

Used Codes

CO	Colour (GS1 Temporary Code) Description of the colour required/available on the goods.
FL	Flavor (GS1 Temporary Code) The characteristic quality of goods.
HMT	Hazardous material standard text (GS1 Temporary Code) Code indicating agreed standard text on hazardous materials.
LOC	Location Code (GS1 Temporary Code) This is a code to indicate where the EAS tag is located on the Trade Item. Values include On outside of Trade Item, Concealed inside Trade Item, Integrated Inside Trade Item.
OAG	Organic Claim Agency (GS1 Temporary Code) A governing body that creates and maintain standards related to organic products.
OCO	Organic Trade Item Code (GS1 Temporary Code) Used to indicate the organic status of a trade item or of one or more of its components.
OUM	Ordering unit of measure (GS1 Temporary Code) The alternate Unit of Measure of how Trade Items are ordered by the Retailer under one Unit of Measure, but sold under another Unit of Measure.
SKB	SKRS recommendation (GS1 Temporary Code) SKRS recommendation for standard clothes hanger.
SRN	Service relation number (GS1 Temporary Code) A number used to identify a database entry which records recurring services, e.g., treatment of a patient in a hospital, usage by a member of a library facilities, etc.
ST	Style (GS1 Temporary Code) Specific or characteristic design in any goods.
SUM	Selling unit of measure (GS1 Temporary Code) Describes the measurement used for selling unit of the Trade Item to the end consumer.
SZ	Size (GS1 Temporary Code) Any of a series of graded classifications of measure into which goods are divided.
SZG	Size Group (GS1 Temporary Code) A description of the variable size that is necessary to uniquely specify the size of the item in conjunction with the nonpackaged size dimension.
TYP	Type Code (GS1 Temporary Code) This is a code to indicate the type of EAS tag located on the Trade Item. Values include Acousto-Magnetic, Electro-Magnetic, Ink or dye, Microwave, Radio Frequency.

Used Codes

X11	Diet Allergen (GS1 Temporary Code) Indication of which dietary or allergen marks that are on the package.
X12	Environment (GS1 Temporary Code) Indication of which environmental marks (e.g. recycling schemes) that are on trade item package.
X13	Ethical (GS1 Temporary Code) Indication of which ethical trading marks that are on the package.
X14	Free Form (GS1 Temporary Code) Indication of which free-from marks that are on the package.
X15	Expiration date (GS1 Temporary Code) Indicates the type of expiration date marked on the packaging.
X16	Nesting Direction (GS1 Temporary Code) Depicts the arrangement of two items that nest together specifically whether they nest against each other or on top of each other.
X17	Package Marks Hygienic (GS1 Temporary Code) Indication of which hygiene markings are present in the product package
X18	Hazardous Components are Removable (GS1 Temporary Code) An indicator if any hazardous components contained within the trade item can easily be separated from the other materials to facilitate product recycling.
X19	Trade Item Has Refuse Obligations (GS1 Temporary Code) Indicates if there are special disposal obligations that apply to the trade item for example INTRASTAT.
X20	Trade Item Is Designed for Easy Disassembly (GS1 Temporary Code) Indicates that the trade item is designed for easy disassembly by recycling facilities using standard industry tools.
X21	Trade Item Is Rigid Plastic Packaging Container (GS1 Temporary Code) Indicates that a product is or is contained in a Rigid Plastic Packaging Container (RPPC) as defined by laws in the target market.
X22	Trade Item Is ROHS Compliant (GS1 Temporary Code) Indicates if the product is compliant with the European Union RoHS Directive.
X23	Trade Item Is Universal Waste (GS1 Temporary Code) Indicates if a product can be considered universal waste.
X24	Trade Item Is Consumer Upgradeable Or Maintainable (GS1 Temporary Code) Indicates if a product can be easily upgraded or have parts replaced by the consumer.
X25	Trade Item Contains Short Chain Chlorinated Paraffins (GS1 Temporary Code) Indicate if the trade item and/or its components contain paints, coatings, plastics or other materials containing short chain chlorinated paraffins (SCCPs).

Used Codes

X26	Trade Item Contains Pesticide (GS1 Temporary Code) Indicates if the trade item is advertised or labelled as a chemical or contains a chemical that is advertised or labelled to kill, repel or prevent the growth of any living organism.
X27	Trade Item Contains Propellant (GS1 Temporary Code) Indicates if a trade item contains a compressed gas or propellant.
X28	Trade Item Contains Polyvinyl Chloride (GS1 Temporary Code) Indicate if product contains Polyvinyl Chloride (PVC), a widely used thermoplastic polymer.
X29	Trade Item Chemical Is Not Intended For Human Consumption (GS1 Temporary Code) Indicates that the trade item is or contains a Liquid, Gel, Paste, Powder, or Flammable solid not intended for human consumption (ingested).
X30	ROHS Compliance Failure Material (GS1 Temporary Code) The material used in the trade item that does not comply with the ROHS Directives
X31	Packaging Terms And Condition (GS1 Temporary Code) Indicates if the packaging given in the described packaging configuration is a rented, exchangeable, against deposit or one way/not reusable.
X32	Warranty Effective Date Type (GS1 Temporary Code) The type of date associated with the warranty trade item usually expressed as an event date for the item for example date of purchase, date of manufacture or date of delivery.
X33	Warranty Type (GS1 Temporary Code) Type of warranty available for the part, e.g. labour, distance, extended service.
X35	Warranty Constraint (GS1 Temporary Code) Defines the relationship between different guarantee terms, e.g. "and", "or", "the stronger", "the weaker".
X36	Seasonal Availability End Date (GS1 Temporary Code) Indicates the end date of the trade item's seasonal availability.
X37	Seasonal Availability Start Date (GS1 Temporary Code) Indicates the start date of the trade item's seasonal availability.
X38	Season Calendar Year (GS1 Temporary Code) This element indicates the calendar year in which the trade item is seasonally available.
X39	Season Parameter (GS1 Temporary Code) Indication of the season, in which the trade item is available.
X40	Trade Item Automatic Power Down is Enabled (GS1 Temporary Code) An indicator whether a product is enabled with auto power down feature when shipped to the customer.

Used Codes

X41	Electrical Usage Agency Code (GS1 Temporary Code) The agency that regulates electrical usage for products within a target market.
X42	Nesting Type (GS1 Temporary Code) Depicts whether a nested item fits inside or over the other item in a nesting relationship.
X43	Display Dimension Type Code (GS1 Temporary Code) Depicts certain display scenarios used for measurement.
X44	Manufacturer Has Take Back Program (GS1 Temporary Code) Indicates if the manufacturer of the trade item offers any take back programs to consumers for the product to be reused, remanufactured or recycled by the manufacturer.
X45	Display Resolution (GS1 Temporary Code) The display resolution of a television or computer display.
X46	Orientation Preference Sequence (GS1 Temporary Code) Depicts the preferred sequence of orientation used to communicate the manufacturers relative preferences of orientation.
X47	Orientation Type (GS1 Temporary Code) Depicts via code a display orientation for a trade item.
X48	Electrical Usage Trade Item Classification Code (GS1 Temporary Code) A classification code value from a product classification scheme provided to drive required information for electrical usage.
X49	Electrical Usage Trade Item Classification Name (GS1 Temporary Code) A classification name from a product classification scheme provided to drive required information for electrical usage.
X50	Electrical Usage SubClassification Code (GS1 Temporary Code) A sub-classification code value from a product classification scheme provided to drive required information for electrical usage.
X51	Electrical Usage SubClassification Name (GS1 Temporary Code) A sub-classification name provided to drive required information for electrical usage.
X52	Confirmation Status Code (GS1 Temporary Code) The CIC Confirmation Code must be of a type of code number that can be generated automatically by a computer system.
X53	Confirmation Status Code Description (GS1 Temporary Code) Provides the code description that matches up with the Code that can possibly be generated automatically by a computer system.
X54	Additional Confirmation Status Description (GS1 Temporary Code) Provides a way to communicate human entered information that may not be covered by the machine to machine codes and descriptions.

Used Codes

X55	Corrective Action (GS1 Temporary Code) Provides the corrective action code to fix the issue that caused the problem.
X56	Expected Corrective Information (GS1 Temporary Code) Provides the expected corrective information via a human entered information that may not be covered by the machine to machine codes.
X57	Electrical Usage Trade Item Classification Agency (GS1 Temporary Code) A classification agency or organisation whose product classification scheme is being provided to drive required information for electrical usage.
X58	ASFIS (GS1 Permanent Code) FAO alph-3 code list for fish species identification, commercial name & scientific name.
X59	FAO fishing areas (GS1 Permanent Code) FAO fishing areas codelist.
X60	FAO Fishing gear type (GS1 Permanent Code) FAO Fishing gear type codelist.
X61	EU fish quality (GS1 Permanent Code) EU fish quality grade code list (E, A, B, C).
X62	EU fish size (GS1 Permanent Code) EU fish standardized size code list (1, 2, 3, 4, 5 & One_Size).
X63	EU fish presentation (GS1 Permanent Code) EU fish presentation code list (3 or 5 char alpha code).
ZZZ	Mutually defined Self explanatory. Note : This code value will be removed effective with directory D.04A.
MEDIA	Media (fix value)
1153	Reference code qualifier Code qualifying a reference.
AAK	Despatch advice number Reference number assigned by issuing party to a despatch advice.
ALQ	Returns notice number A reference number to a returns notice.
DQ	Delivery note number Reference number assigned by the issuer to a delivery note.
GN	Government reference number A number that identifies a government reference. GS1 Description: This code value should not be used to provide the tax identification number for a party (use code VA).

Used Codes

1225	Message function code Code indicating the function of the message.
9	Original Initial transmission related to a given transaction.
2005	Date or time or period function code qualifier Code qualifying the function of a date, time or period.
1	Service completion date/time, actual Actual date/time on which the service was completed.
2	Delivery date/time, requested Date on which buyer requests goods to be delivered.
3	Invoice date/time [2376] Date when a Commercial Invoice is issued.
4	Order date/time [2010] Date when an order is issued.
7	Effective date/time Date and/or time at which specified event or document becomes effective.
8	Order received date/time Date/time when the purchase order is received by the seller.
9	Processing date/time Date/time of processing.
10	Shipment date/time, requested Date on which goods should be shipped or despatched by the supplier.
11	Despatch date and/or time (2170) Date/time on which the goods are or are expected to be despatched or shipped.
12	Terms discount due date/time Date by which payment should be made if discount terms are to apply.
13	Terms net due date Date by which payment must be made.
14	Payment date/time, deferred Date/time when instalments are due.
15	Promotion start date/time Date/time when promotion activities begin.
16	Promotion end date/time Date/time when promotion activities end.

Used Codes

17	Delivery date/time, estimated Date and/or time when the shipper of the goods expects delivery will take place.
18	Installation date/time/period The date/time/period of the act, or an instance of installing something or someone.
35	Delivery date/time, actual Date/time on which goods or consignment are delivered at their destination.
36	Expiry date Date of expiry of the validity of a referenced document, price information or any other referenced data element with a limited validity period.
37	Ship not before date/time Goods should not be shipped before given date/time.
38	Ship not later than date/time Date/time by which the goods should have been shipped.
44	Availability Date/time when received item is available.
50	Goods receipt date/time Date/time upon which the goods were received by a given party.
55	Confirmed date/time Date/time which has been confirmed.
58	Clearance date (Customs) (3080) Date on which Customs formalities necessary to allow goods to be exported, to enter home use, or to be placed under another Customs procedure has been accomplished (CCC).
59	Inbond movement authorization date Inland movement authorization date.
61	Cancel if not delivered by this date The date on which cancellation should take place, if delivery has not occurred.
63	Delivery date/time, latest Date identifying a point of time after which goods shall not or will not be delivered.
64	Delivery date/time, earliest Date identifying a point in time before which the goods shall not be delivered.
67	Delivery date/time, current schedule Delivery Date deriving from actual schedule.

Used Codes

69	Delivery date/time, promised for [2138] Date by which, or period within which, the merchandise should be delivered to the buyer, as agreed between the seller and the buyer (generic term).
71	Delivery date/time, requested for (after and including) Delivery is requested to happen after or on given date.
72	Delivery date/time, promised for (after and including) Delivery might take place earliest at given date.
73	Guarantee period The period for which the guarantee is or will be granted.
74	Delivery date/time, requested for (prior to and including) Delivery is requested to happen prior to or including the given date.
75	Delivery date/time, promised for (prior to and including) Delivery might take place latest at given date.
76	Delivery date/time, scheduled for The date/time for which delivery is scheduled.
79	Shipment date/time, promised for Shipment might happen at given date/time.
90	Report start date The date on which a report is to begin.
91	Report end date The date on which a report is to end.
94	Production/manufacture date Date on which goods are produced.
95	Bill of lading date Date as specified on the bill of lading.
99	Quotation opening date The date on which the quotation has been or may be opened.
100	Product ageing period before delivery Period of time before delivery during which the product is ageing.
102	Health problem period Period of time of health problem. GS1 Description: Period of time of exceptional health problems.
117	Delivery date/time, first First possible date/time for delivery.
119	Test completion date Date when a test has been completed.

Used Codes

124	Despatch note date [2218] Date when a Despatch Note is issued.
126	Contract date [2326] Date when a Contract is agreed.
128	Delivery date/time, last Date when the last delivery should be or has been accomplished.
129	Exportation date Date when imported vessel/merchandise last left the country of export for the country of import.
131	Tax point date Date on which tax is due or calculated.
132	Arrival date/time, estimated (2348) Date/time when carrier estimates that a means of transport should arrive at the port of discharge or place of destination.
133	Departure date/time, estimated Date/time when carrier estimates that a means of transport should depart at the place of departure.
134	Rate of exchange date/time Date/time on which the exchange rate was fixed.
136	Departure date/time [2280] Date (and time) of departure of means of transport.
137	Document/message date/time (2006) Date/time when a document/message is issued. This may include authentication.
138	Payment date [2034] Date on which an amount due is made available to the creditor, in accordance with the terms of payment.
140	Payment due date Date/time at which funds should be made available.
143	Acceptance date/time of goods [2126] Date on which the goods are taken over by the carrier at the place of acceptance (CMR 4).
147	Expiry date of export licence [2078] Date of expiry of the validity of an Export Licence.
151	Importation date Date on which goods are imported, as determined by the governing Customs administration.

Used Codes

152	Exportation date for textiles Date when imported textiles last left the country of origin for the country of importation.
154	Acceptance date of document The date on which a document was accepted. GS1 Description: Date on which a document was, or will be, accepted.
155	Accounting period start date The first date of an accounting period.
156	Accounting period end date The last date of an accounting period.
157	Validity start date The first date of a period for which something is valid.
162	Release date of supplier Date when the supplier released goods.
165	Tax period start date Date when a tax period begins.
166	Tax period end date Date when a tax period ends.
167	Charge period start date The charge period's first date.
168	Charge period end date The charge period's last date.
169	Lead time Time required between order entry till earliest goods delivery.
171	Reference date/time Date/time on which the reference was issued.
174	Advise after date/time The information must be advised after the date/time indicated.
175	Advise before date/time The information must be advised before the date/time indicated.
176	Advise completed date/time The advise has been completed at the date indicated.
177	Advise on date/time The information must be advised on the date/time indicated.
178	Arrival date/time, actual [2106] Date (and time) of arrival of means of transport.

Used Codes

179	Booking date/time Date at which the booking was made.
180	Closing date/time Final date for delivering cargo to a liner ship.
182	Issue date Date when a document/message has been or will be issued.
186	Departure date/time, actual (2280) Date (and time) of departure of means of transport.
189	Departure date/time, scheduled Date (and time) of scheduled departure of means of transport.
190	Transshipment date/time Date and time of the transfer of the goods from one means of transport to another.
191	Delivery date/time, expected Date/time on which goods are expected to be delivered.
192	Expiration date/time of customs document Date on which validity of a customs document expires.
193	Execution date The date when ordered bank initiated the transaction.
194	Start date/time Date/time on which a period starts.
195	Expiry date of import licence [2272] Date of expiry of the validity of an Import Licence.
199	Positioning date/time of goods The date and/or time the goods have to be or have been positioned.
200	Pick-up/collection date/time of cargo Date/time at which the cargo is picked up.
202	Posting date The date when an entry is posted to an account.
203	Execution date/time, requested The date/time on which the ordered bank is requested to initiate the payment order, as specified by the originator (e.g. the date of the debit).
206	End date/time Date/time on which a period (from - to) ends.
209	Value date Date on which the funds are at the disposal of the beneficiary or cease to be at the disposal of the ordering customer.

Used Codes

211	360/30 Calculation is based on year of 360 days, month of 30 days.
212	360/28-31 Calculation is based on year of 360 days, month of 28-31 days.
213	365-6/30 Calculation is based on year of 365-6 days, month of 30 days.
214	365-6/28-31 Calculation is based on year of 365-6 days, month of 28-31 days.
215	365/28-31 Calculation is based on year of 365 days, month of 28-31 days.
216	365/30 Calculation is based on year of 365 days, month of 30 days.
218	Authentication/validation date/time The date/time of authentication and/or validation.
219	Crossborder date/time Date/time at which goods are transferred across a country border.
221	Interest period Number of days used for the calculation of interests.
222	Presentation date, latest Latest date for presentation of a document.
223	Delivery date/time, deferred New date and time of delivery calculated on basis of a consignee's requirement (chargeable).
227	Beneficiary's banks due date Date on which funds should be made available to the beneficiary's bank.
231	Arrival date/time, earliest Date/time of earliest arrival of means of transport.
232	Arrival date/time, scheduled Date (and time) of scheduled arrival of means of transport.
234	Collection date/time, earliest The transport order may be issued before the goods are ready for picking up. This date/time indicates from when on the carrier can have access to the consignment.
235	Collection date/time, latest In relation with the arrangements agreed between buyer and seller or between sender and main transport it may be necessary to specify the latest collection date/time.

Used Codes

255	Availability due date Date when ordered items should be available at a specified location.
257	Calculation date/time/period The date/time/period on which a calculation will take, or has taken, place.
260	Valuation date (Customs) Date when Customs valuation was made.
261	Release date/time Date/time assigned to identify the release of a set of rules, conditions, conventions, productions, etc.
263	Invoicing period Period for which an invoice is issued.
265	Due date The date on which some action should occur.
266	Validation date The date on which something was made valid, ratified or confirmed. GS1 Description: The date on which the validation of a document or message has taken place.
267	Rate/price date/time Date/time on which a rate/price is determined.
273	Validity period Dates (from/to)/period referenced documents are valid.
282	Confirmation date lead time Lead time is referenced to the date of confirmation.
306	Work period Period of execution of works.
310	Received date/time Date/time of receipt.
315	Agreement to pay date Date on which the debtor agreed to pay.
321	Promotion date/period Date/period relevant for specific promotion activities.
322	Accounting period Self-explanatory. GS1 Description: Period related to a company's accounting procedures/fiscal calendar.
324	Processing date/period Date/period a specific process happened/will happen.

Used Codes

325	Tax period Period a tax rate/tax amount etc. is applicable. GS1 Description: A period which is designated by tax authorities, e.g. VAT period.
326	Charge period Period a specified charge is valid for.
328	Payroll deduction date/time Date/time of a monetary deduction made from the salary of a person on a payroll.
334	Status change date/time Date/time when a status changes.
349	Packing end date Date on which packing completed.
350	Test start date Date when a test has been started.
351	Inspection date Date of inspection.
356	Sales date, and or time, and or period The date, and or time, and or period on which a sale took place.
357	Cancel if not published by this date Cancel if not published by this date.
358	Scheduled for delivery on or after Scheduled for delivery on or after the specified date, and or time.
359	Scheduled for delivery on or before Scheduled for delivery on or before specified date and or time.
360	Sell by date The date by which a product should be sold.
361	Best before date The best before date.
362	End availability date The end date of availability.
363	Total shelf life period A period indicating the total shelf life of a product.
364	Minimum shelf life remaining at time of despatch period Period indicating the minimum shelf life remaining for a product at the time of leaving the supplier.
365	Packaging date The date on which the packaging of a product took place.

Used Codes

366	Inventory report date Date on which a inventory report is made.
367	Previous meter reading date Date on which the previous reading of a meter took place.
368	Latest meter reading date Date on which the latest reading of a meter took place.
369	Date and or time of handling, estimated The date and or time when the handling action is estimated to take place.
381	Product Lifespan at time of production (GS1 Temporary Code) The total lifespan of a product at the time of its production.
382	Earliest sale date The earliest date on which the product may be made available for sale.
383	Cancel if not shipped by this date Cancel the order if goods not shipped by this date. GS1 Description: Cancel the identified order if it has not been shipped/despatched by this date.
417	Previous booking date/time Date/time at which the previous booking was made.
418	Minimum shelf life remaining at time of receipt The minimum shelf life remaining at the time of receipt.
419	Forecast period A period for which a forecast applies. GS1 Description: A validity period for a forecast.
423	First date of ordering The first date on which ordering may take place.
424	Last date of ordering The last date on which ordering may take place.
434	Maturity date Date at which maturity occurs.
447	Creditor's requested value date Date on which the creditor requests to be credited.
448	Referenced item creation date Creation date of referenced item.
454	Accounting value date Date against which the entry has to be legally allocated.
496	Reinstatement date Identifies the date of reinstatement.

Used Codes

506	Back order delivery date/time/period The date/time/period during which the delivery of a back order will take, or has taken, place.
530	Fumigation date and/or time The date/or time on which fumigation is to occur or has taken place.
531	Payment period A period of time in which a payment has been or will be made.
536	Review date Date the item was or will be reviewed.
541	First published date Date when material was first published.
557	Returned date Date return takes place. GS1 Description: Date by which goods must be, or have been, returned.
656	Age Length of time that a person or thing has existed. GS1 Description: Length of time that a person or animal has lived or a thing has existed.
684	Deletion date The date on which deletion occurs.
685	First sale date and/or time and/or period The first date, and/or time, and/or period a product was sold.
686	Last sale date and/or time and/or period The last date, and/or time, and/or period a product was sold.
706	File generation date and/or time Date and, or time of file generation.
743	Purchase order latest possible change date Date identifying a point of time after which a purchase order cannot be changed.
748	Open period Code identifying the period during which something is, was or will be open.
750	Before date The specified before date. EDIFACT
751	After date The specified after date. EDIFACT

Used Codes

753	Maturity date, optimal Date at which optimal maturity occurs. EDIFACT
754	Product ageing duration, maximum Maximum period of time during which the product is ageing. EDIFACT
755	Product ageing duration, minimum Minimum period of time during which the product is ageing. EDIFACT
758	Trade item ship date/time, earliest possible The earliest date/time that the trade item can be shipped. It indicates the earliest date that the trade item can be shipped. This is independent of any specific ship-from location.
759	Trade item ship date/time, latest possible The latest date/time that the trade item can be shipped. It indicates the latest date that the trade item can be shipped. This is independent of any specific ship-from location.
760	Start date/time, maximum buying quantity The date/time from which the maximum buying quantity may be purchased. The start date for when the maximum buying quantity is available to the trading partner.
761	Start date/time, minimum buying quantity The date/time from which the minimum buying quantity may be purchased. The start date for when the minimum buying quantity is available to the trading partner.
762	Marketing campaign end date/time, suggested The date and or time suggested for the marketing campaign to end. The date suggested by the supplier for the campaign to end. It indicates the end of a marketing campaign.
763	Marketing campaign start date/time, suggested The date and or time suggested for the marketing campaign to start. The date suggested by the supplier for the campaign to start. It indicates the beginning of a marketing campaign.
764	Start availability date The start date of availability. Indicates the start date of the trade item's seasonal availability.
765	Seasonal availability calendar year The calendar year of the season in which the trade item is available.
766	Goods pickup lead time Minimum time required between order entry and goods release for pick-up. Time (in weeks, days, hours ...) required between order entry and the earliest goods release (use for pick-up, not use for delivery).

Used Codes

767	<p>Change date/time, latest</p> <p>Most recent date and/or time that the information has been changed.</p> <p>A system generated value identifying the date and time a record was last updated.</p>
768	<p>End date/time, maximum buying quantity</p> <p>The date and/or time until which the maximum buying quantity may be purchased.</p> <p>The end date for when the maximum buying quantity is no longer available to the trading partner.</p>
769	<p>End date/time, minimum buying quantity</p> <p>The date and/or time until which the minimum buying quantity may be purchased.</p> <p>The end date for when the minimum buying quantity is no longer available to the trading partner.</p>
770	<p>End date/time of exclusivity</p> <p>The date and/or time until which a product is exclusive.</p> <p>The Date & Time at which a product is no longer exclusive to that trading partner.</p>
772	<p>Handling start date and/or time, actual</p> <p>The actual date and/or time when the start of the handling action takes place.</p>
773	<p>Handling end date and/or time, estimated</p> <p>The date and/or time when the end of the handling action is estimated to take place.</p>
774	<p>Handling end date and/or time, actual</p> <p>The actual date and/or time when the end of the handling action takes place.</p>
775	<p>Minimum product lifespan for consumer</p> <p>The minimum life span of the product remaining after selling it to the consumer, i.e. between the "sell by date" and the "use by date" of the product.</p>
789	<p>Opened trade item life span</p> <p>The number of days the trade item that had been opened can remain on the shelf and must then be removed.</p>
793	<p>Reprocessing date/time</p> <p>Date/time on which goods previously produced are re-processed.</p>
794	<p>First returnable date/time</p> <p>The first date/time on or after which items can be returned.</p>
795	<p>Community visibility date/time</p> <p>The date/time from which information becomes visible to the target community.</p>
796	<p>Catch date/time</p> <p>Date/time of catch.</p>

Used Codes

799	Validity end date The last date of a period for which something is valid. GS1 Note: Replaces GS1 Temporary Code 21E.
800	Next status report date Date of the next status report. GS1 Note: Replaces GS1 Temporary Code 40E.
801	Service connection date/time, actual The date/time on which a service was connected, e.g. telephone, water, etc. GS1 Note: Replaces GS1 Temporary Code 44E.
802	Service disconnection date/time, actual The date/time on which a service was DISconnected, e.g. telephone, water, etc. GS1 Note: Replaces GS1 Temporary Code 45E.
803	Empty equipment required date/time/period Date/time/period on which empty equipment is required. GS1 Note: Replaces GS1 Temporary Code 50E.
804	Product sterilisation date Date on which a product was sterilised. GS1 Note: Replaces GS1 Temporary Code 90E.
805	Stock demand cover period, expected A period of time when stocks are expected to cover demand for a product. GS1 Note: Replaces GS1 Temporary Code 96E.
806	Shipment date/time, expected Date and/or time when shipment is expected. GS1 Note: Replaces GS1 Temporary Code X13.
807	Slaughtering date/time Date/time of slaughtering
808	Animal birth date/time Date/time when an animal was born
809	Seasonal availability end date Indicates the end date of the trade item's seasonal availability
822	Delivery place booking date/time Date/time at which a booking was made at the delivery place.
823	Pickup place booking date/time Date/time at which a booking was made at the pickup place.
21E	End validity date (GS1 Temporary Code) Date indicating the end date of a validity period. GS1 Note: Code marked for deletion. Use value 799 instead.

Used Codes

40E	Next status date (GS1 Temporary Code) The next date on which a status report will be provided. GS1 Note: Code marked for deletion. Use value 800 instead.
41E	Product lifespan from time of production (GS1 Temporary Code) An indication of the lifespan of a product from its time of production.
44E	Connection date/time (GS1 Temporary Code) The date/time on which a service was connected, e.g. telephone, water, etc. Connection date/time
45E	Disconnection date/time (GS1 Temporary Code) The date/time on which a service was disconnected, e.g. telephone, water, etc. GS1 Note: Code marked for deletion. Use value 802 instead.
46E	Order completion date/time (GS1 Temporary Code) The date/time on which an order was completed.
50E	Empty equipment required date/time/period (GS1 Temporary Code) Date on which empty equipment is required. GS1 Note: Code marked for deletion. Use value 803 instead.
54E	Stuffing date/time (GS1 Temporary Code) The date/time on which the stuffing of a container is to take place, or has taken place.
55E	Un-stuffing date/time (GS1 Temporary Code) The date/time on which the un-stuffing of a container is to take place, or has taken place.
61B	Cancel if not delivered by this date unless title not published at time (GS1 Temporary Code) Cancel the product ordered if it has not been delivered by this date unless it had not been published at the time of order. GS1 Note: Code marked for deletion.
63B	Latest availability date if not yet despatched (GS1 Temporary Code) The latest availability date required for a product or order if it has not already been despatched.
90E	Product sterilisation date (GS1 Temporary Code) Date on which a product was sterilised. GS1 Note: Code marked for deletion. Use value 804 instead.
91E	First freezing date (GS1 Temporary Code) Date on which a product was first frozen.
92E	Pension deduction payment date (GS1 Temporary Code) Date when the deduction was made from the salary of the employee.
93E	Professional risk deduction payment date (GS1 Temporary Code) Date when the risk deduction was made from the salary of the employee.

Used Codes

94E	Health care deduction payment date (GS1 Temporary Code) Date when health care deduction was made.
96E	Stock cover period (GS1 Temporary Code) A period of time when all stocks are expected to cover demand for a product. GS1 Note: Code marked for deletion. Use value 805 instead.
98E	Discharge date/time, start (GS1 Temporary Code) Date/time when all discharge operations on the transport means have actually been started.
X13	Expect to ship by (GS1 Temporary Code) The consignment is expected to be shipped by this date and/or time. GS1 Note: Code marked for deletion. Use value 806 instead.
X14	Requested for delivery week commencing (GS1 Temporary Code) Code requesting delivery of an order or order line during a specified week.
X19	Material Safety Data Sheet issue date (GS1 Temporary Code) A date when a Material Safety Data Sheet has been or will be issued.
X20	Slaughter date/time (GS1 Temporary Code) Date/time of slaughtering of an animal. GS1 Note: Code marked for deletion. Use value 807 instead.
X21	Animal Birth date/time (GS1 Temporary Code) Date/time when an animal was born. For traceability purposes. GS1 Note: Code marked for deletion. Use value 808 instead.
X49	Seasonal availability end date (GS1 Temporary Code) Indicates the end date of the trade item's seasonal availability. GS1 Note: Code marked for deletion. Use value 809 instead.
X50	Committed quantity announcement date (GS1 Temporary Code) The date when quantity committed by store could be announced to the supply chain of the retailer.
XF2	Date of issue and maturity (SWIFT Code) Date when a document/message has been issued and becomes mature.
YB9	Total credits (SWIFT Code) The total value of credits to a financial account.
2379	Date or time or period format code Code specifying the representation of a date, time or period.
2	DDMMYY Calendar date: D = Day; M = Month; Y = Year.
101	YYMMDD Calendar date: Y = Year; M = Month; D = Day.

Used Codes

102	CCYYMMDD Calendar date: C = Century ; Y = Year ; M = Month ; D = Day.
104	MMWW-MMWW A period of time specified by giving the start week of a month followed by the end week of a month. Data is to be transmitted as consecutive characters without hyphen.
107	DDD Day's number within a specific year: D = Day.
108	WW Week's number within a specific year: W = Week.
109	MM Month's number within a specific year: M = Month.
110	DD Day's number within is a specific month.
201	YYMMDDHHMM Calendar date including time without seconds: Y = Year; M = Month; D = Day; H = Hour; M = Minute.
203	CCYYMMDDHHMM Calendar date including time with minutes: C=Century; Y=Year; M=Month; D=Day; H=Hour; M=Minutes.
204	CCYYMMDDHHMMSS Calendar date including time with seconds: C=Century;Y=Year; M=Month; D=Day;H=Hour;M=Minute;S=Second.
401	HHMM Time without seconds: H = Hour; m = Minute.
501	HHMMHHMM Time span without seconds: H = Hour; m = Minute;.
502	HHMMSS-HHMMSS Format of period to be given without hyphen.
602	CCYY Calendar year including century: C = Century; Y = Year.
609	YYMM Month within a calendar year: Y = Year; M = Month.
610	CCYYMM Month within a calendar year: CC = Century; Y = Year; M = Month.
615	YYWW Week within a calendar year: Y = Year; W = Week 1st week of January = week 01.

Used Codes

616	CCYYWW Week within a calendar year: CC = Century; Y = Year; W = Week (1st week of January = week 01).
713	YYMMDDHHMM-YYMMDDHHMM Format of period to be given in actual message without hyphen.
715	YYWW-YYWW A period of time specified by giving the start week of a year followed by the end week of year (both not including century). Data is to be transmitted as consecutive characters without hyphen.
717	YYMMDD-YYMMDD Format of period to be given in actual message without hyphen.
718	CCYYMMDD-CCYYMMDD Format of period to be given without hyphen.
719	CCYYMMDDHHMM-CCYYMMDDHHMM A period of time which includes the century, year, month, day, hour and minute. Format of period to be given in actual message without hyphen.
720	DHHMM-DHHMM Format of period to be given without hyphen (D=day of the week, 1=Monday; 2=Tuesday; ... 7=Sunday).
801	Year To indicate a quantity of years.
802	Month To indicate a quantity of months.
803	Week To indicate a quantity of weeks.
804	Day To indicate a quantity of days.
805	Hour To indicate a quantity of hours.
806	Minute To indicate a quantity of minutes.
810	Trimester To indicate a quantity of trimesters (three months).
811	Half month To indicate a quantity of half months.
21E	DDHHMM-DDHHMM (GS1 Temporary Code) Format of period to be given in actual message without hyphen.

Used Codes

3035	Party function code qualifier Code giving specific meaning to a party.
BY	Buyer Party to whom merchandise and/or service is sold.
SU	Supplier Party who supplies goods and/or services. GS1 Description: Party which provides service(s) and/or manufactures or otherwise has possession of goods, and consigns or makes them available in trade.
3055	Code list responsible agency code Code specifying the agency responsible for a code list.
9	GS1 GS1 (formerly EAN International), an organisation of GS1 Member Organisations, which manages the GS1 System. GS1 Description: GS1 International.
91	Assigned by supplier or supplier's agent Codes assigned by a seller or seller's agent. GS1 Description: Code assigned by the supplier or supplier's agent.
246	GS1 Germany Organisation responsible for GS1 System in Germany. GS1 Description: German representative of International Article Numbering association (GS1).
3227	Location function code qualifier Code identifying the function of a location.
14	Location of goods (3384) Place where goods are located and where they are available for examination.
4347	Product identifier code qualifier Code qualifying the product identifier.
5	Product identification The item number is for product identification.
5025	Monetary amount type code qualifier Code qualifying the type of monetary amount.
203	Line item amount Goods item total minus allowances plus charges for line item. See also Code 66.

Used Codes

6063

Quantity type code qualifier
Code qualifying the type of quantity.

445

Return to the manufacturer
A quantity of products sent back from the manufacturer.

6345

Currency identification code
Code specifying a monetary unit.

Notes:

1. Use ISO 4217 three alpha code.

AED

Dirham

AFN

Afghani

ALL

Lek

AMD

Dram

ANG

Netherlands Antillian Guilder

AOA

Kwanza

ARS

Argentine Peso

AUD

Australian Dollar

AWG

Aruban Florin

AZN

Azerbaijan Manat

BAM

Convertible Mark

BBD

Barbados Dollar

BDT

Taka

BGN

Bulgarian Lev

BHD

Bahraini Dinar

BIF

Burundi Franc

BMD

Bermudian Dollar (customarily: Bermuda Dollar)

BND

Brunei Dollar

BOB

Boliviano

BOV

Mvdol

BRL

Brazilian Real

BSD

Bahamian Dollar

BTN

Ngultrum

BWP

Pula

BYN

Belarussian Ruble

Used Codes

BZD	Belize Dollar
CAD	Canadian Dollar
CDF	Franc Congolais
CHE	WIR Euro
CHF	Swiss Franc
CHW	WIR Franc
CLF	Unidad de Fomento
CLP	Chilean Peso
CNY	Yuan Renminbi
COP	Colombian Peso
COU	Unidad de Valor Real
CRC	Costa Rican Colon
CUC	Peso Convertible
CUP	Cuban Peso
CVE	Cabo Verde Escudo
CZK	Czech Koruna
DJF	Djibouti Franc
DKK	Danish Krone
DOP	Dominican Peso
DZD	Algerian Dinar
EGP	Egyptian Pound
ERN	Nakfa
ETB	Ethopian Birr
EUR	Euro
FJD	Fiji Dollar
FKP	Falkland Islands Pound
GBP	Pound Sterling
GEL	Lari
GHS	Ghana Cedi
GIP	Gibraltar Pound
GMD	Dalasi
GNF	Guinean Franc
GTQ	Quetzal

Used Codes

GYD	Guyana Dollar
HKD	Honk Kong Dollar
HNL	Lempira
HRK	Kuna
HTG	Gourde
HUF	Forint
IDR	Rupiah
ILS	New Israeli Sheqel
INR	Indian Rupee
IQD	Iraqi Dinar
IRR	Iranian Rial
ISK	Iceland Krona
JMD	Jamaican Dollar
JOD	Jordanian Dinar
JPY	Yen
KES	Kenyan Shilling
KGS	Som
KHR	Riel
KMF	Comorian Franc
KPW	North Korean Won
KRW	Won
KWD	Kuwaiti Dinar
KYD	Cayman Islands Dollar
KZT	Tenge
LAK	Lao Kip
LBP	Lebanese Pound
LKR	Sri Lanka Rupee
LRD	Liberian Dollar
LSL	Loti
LYD	Libyan Dinar
MAD	Morrocan Dirham
MDL	Moldovan Leu
MGA	Ariary

Used Codes

MKD	Denar
MMK	Kyat
MNT	Tugrik
MOP	Pataca
MRU	Ouguiya
MUR	Mauritius Rupee
MVR	Rufiyaa
MWK	Malawi Kwacha
MXN	Mexican Peso
MXV	Mexican Unidad de Inversion (UDI)
MYR	Malaysian Ringgit
MZN	Mozambique Metical
NAD	Namibia Dollar
NGN	Naira
NIO	Cordoba Oro
NOK	Norwegian Krone
NPR	Nepalese Rupee
NZD	New Zealand Dollar
OMR	Rial Omani
PAB	Balboa
PEN	Sol
PGK	Kina
PHP	Philippine Piso
PKR	Pakistan Rupee
PLN	Zloty
PYG	Guarani
QAR	Qatari Rial
RON	Romanian Leu This currency code is effective from 1 July 2005
RSD	Serbian Dinar
RUB	Russian Ruble
RWF	Rwanda Franc
SAR	Saudi Riyal

Used Codes

SBD	Solomon Islands Dollar
SCR	Seychelles Rupee
SDG	Sudanese Pound
SEK	Swedish Krona
SGD	Singapore Dollar
SHP	St. Helena Pound
SLL	Leone
SOS	Somali Shilling
SRD	Suriname Dollar
SSP	South Sudanese Pound
STN	Dobra
SVC	El Salvador Colon
SYP	Syrian Pound
SZL	Lilangeni
THB	Baht
TJS	Somoni
TMT	Turkmenistan New Manat
TND	Tunisian Dinar
TOP	Pa'anga
TRY	Turkish Lira
TTD	Trinidad and Tobago Dollar
TWD	New Taiwan Dollar
TZS	Tanzanian Shilling
UAH	Hryvnia
UGX	Uganda Shilling
USD	US Dollar
USN	US Dollar (Next day)
UYI	Uruguayo Peso en Unidades
UYU	Peso Uruguayo
UYW	Unidad Previsional
UZS	Uzbekistan Sum
VES	Bolívar Soberano
VND	Dong

Used Codes

VUV	Vatu
WST	Tala
XAF	CFA Franc
XAG	Silver
XAU	Gold
XBA	Bond Markets Units European Composite Unit (EURCO)
XBB	European Monetary Unit (E.M.U.-6)
XBC	European Unit of Account 9 (E.U.A.-9)
XBD	European Unit of Account 17 (E.U.A.-17)
XCD	East Carribean Dollar
XDR	SDR
XOF	CFA Franc
XPD	Palladium
XPF	CFP Franc
XPT	Platinum
XSU	Sucre
XTS	Codes specifically reserved for testing purposes
XUA	ADB Unit of Account
XXX	The codes assigned for transactions where no currency is involved
YER	Yemeni Rial
ZAR	Rand
ZMW	Zambian Kwacha
ZWL	Zimbabwe Dollar (effective 1 February 2009)

6411

Measurement unit code
Code specifying the unit of measurement.

Notes:

| 1. Recommend use UN/ECE Recommendation 20, Common code.

001

Barrel (205 litres, 45 gallons) (GS1 Temporary Code)
A unit of liquids equivalent to 205 litres or 45 gallons.

23

gram per cubic centimetre

GS1 Description:

g/cm³ as a unit of measure for the density of gas. This is necessary for dangerous substance articles for determination of the quantities that can be stored together on the shelf.

Used Codes

25	gram per square centimetre GS1 Description: A measure of weight in terms of gram per square centimetre.
28	kilogram per square metre GS1 Description: Unit of measure expressed in kilogram per square metre.
37	ounce per square foot
59	part per million
64	Pound per square inch, gauge A unit of measure expressed in pound per square inch
2N	decibel
2X	metre per minute GS1 Description: A measure of speed in terms of metres per minute.
4K	milliampere
4L	megabyte GS1 Description: A unit of computer memory equal to 1.048.576 (i.e. 2 power 20) bytes.
4O	microfarad GS1 Description: One millionth of a farad. A farad is the capacitance of a capacitor between the plates of which a potential of 1 volt is created by a charge of 1 Coulomb.
4P	newton per metre
A25	cheval vapeur
A86	gigahertz GS1 Description: Hertz multiplied by 10*9.
A99	Bit A unit of information equal to one binary digit.
ACR	acre GS1 Description: Acre (4840 yd ²)
AD	byte GS1 Description: A unit of information stored in a computer, equal to eight bits.
AMH	ampere hour GS1 Description: Ampere-hour (3,6kC)
AMP	ampere
AMT	amount

Used Codes

ANN	year GS1 Description: The expression of a year as a measure unit.
APZ	Troy ounce or apothecary ounce EDIFACT
ASM	alcoholic strength by mass GS1 Description: Alcoholic strength expressed by mass.
ASU	alcoholic strength by volume GS1 Description: Alcoholic strength expressed by volume.
AV	capsule GS1 Description: Encapsuled dosage form for pharmaceuticals.
B13	Joule per square metre A unit of measure of heat energy expressed in joule per square metre.
B17	Credit A unit of count defining the number of entries made to the credit side of an account.
BAR	bar GS1 Description: A unit of measure equal to 106 dines per square centimeter.
BTU	British thermal unit GS1 Description: British thermal unit (1,055 kilojoules)
C0	call GS1 Description: Unit of measure for telephone calls. Code value is C0 (C Zero).
C60	ohm centimetre GS1 Description: Unit of measure expressed in Ohm centimetre.
C79	Kilovolt Ampere Hour A unit of accumulated energy of 1000 volt amperes over a period of one hour. EDIFACT
CDL	candela GS1 Description: Unit of measure of light intensity.
CEL	degree celsius
CF2	Colony forming unit per gram (GS1 Temporary Code) Colony forming units per gram is a unit of measure for micro-organisms, such as bacteria, in a food item. Micro-organisms form colonies that are be counted under determined conditions

Used Codes

CLT	centilitre GS1 Description: A unit of volume equal to one hundredth of a liter.
CMK	square centimetre
CMQ	cubic centimetre GS1 Description: A system of units for the measurement of volume based on the cubic centimetre.
CMT	centimetre
D19	Square metre kelvin per watt Unit of measure of thermal insulance expressed in square metre kelvin per watt.
D21	square metre per kilogram GS1 Description: Unit of measure expressed in square metre per kilogram.
D32	Terawatt hour A unit of measure expressed in terawatt hour
D5	Kilogram per square centimetre A unit of measure expressed in kilogram per square centimetre
D55	Watt per square metre kelvin Unit of measure of thermal conductance expressed in watt per square metre kelvin.
D68	Number of Words A unit of count defining the number of words. EDIFACT
DAY	day GS1 Description: The expression of a day as a measure unit.
DD	degree GS1 Description: Unit of measure of temperature.
DMQ	cubic decimetre GS1 Description: Unit of measure expressed in cubic decimetre.
DMT	decimetre
DRG	Dragée (GS1 Temporary Code) Number of dragées (coated tablets) contained in the item's package as a measurement unit.
DZN	dozen GS1 Description: A unit of measure of 12 or group of 12.

Used Codes

E09	Milliampere hour A unit of power load delivered at the rate of one thousandth of an ampere over a period of one hour. EDIFACT
E10	Degree day A unit of measure used in meteorology and engineering to measure the demand for heating or cooling over a given period of days. EDIFACT
E11	Gigacalorie A unit of heat energy equal to one thousand million calories. EDIFACT
E27	Dose A unit of count defining the number of doses (dose: a definite quantity of a medicine or drug). EDIFACT
E31	Square metre per litre A unit of count defining the number of square metres per litre. EDIFACT
E32	Litre per hour A unit of count defining the number of litres per hour. EDIFACT
E34	Gigabyte A unit of information equal to 10 E9 bytes.
E37	Pixel A unit of count defining the number of pixels (pixel: picture element).
E38	Megapixel A unit of count equal to 10 E6 (1000000) pixels (picture elements).
E39	Dots per inch A unit of information defining the number of dots per linear inch as a measure of the resolution or sharpness of an image. GS1 Description: synonym: pixels per inch.
EA	each
EV	envelope GS1 Description: A unit of measure pertaining to the number of envelopes.
FAH	degree Fahrenheit
FOT	foot GS1 Description: Foot (0,3048 m)
FP	Pound per square foot A unit of measure expressed in pound per square foot

Used Codes

FTK	Square foot A unit of measure expressed in square foot
FTQ	cubic foot
GL	gram per litre
GLI	gallon (UK) GS1 Description: Gallon (4,546092 dm3)
GM	gram per square metre GS1 Description: Unit of measure of grams per square metre.
GRM	gram
GRO	gross GS1 Description: A unit of measure of 12 dozens.
GV	gigajoule
GWH	gigawatt hour GS1 Description: Gigawatt-hour (1 million kW/h)
H87	Piece A unit of count defining the number of pieces (piece: a single item, article or exemplar). EDIFACT
HLT	hectolitre
HMT	hectometre A unit of linear measure equal to 10 E2 metres.
HTZ	hertz GS1 Description: One cycle per second.
HUR	hour
INH	inch GS1 Description: Inch (25,4 mm)
INK	Square inch A unit of measure expressed in square inch
JM	Megajoule per cubic metre EDIFACT
JOU	joule
K51	Kilocalorie (mean) EDIFACT
KB	kilocharacter

Used Codes

KBA	kilobar
KEL	kelvin
KGM	kilogram
KHZ	kilohertz
KJO	kilojoule
KL	kilogram per metre GS1 Description: A measure of weight in terms of kilogram per metre.
KMH	kilometre per hour GS1 Description: A unit of measure expressed in kilometre per hour.
KMQ	kilogram per cubic metre GS1 Description: A measure of weight in terms of kilogram per cubic metre.
KMT	kilometre
KPA	kilopascal GS1 Description: Unit of measure expressed in kilopascal.
KVA	kilovolt - ampere GS1 Description: A unit of electric power.
KVT	kilovolt
KWH	kilowatt hour
KWT	kilowatt
L2	litre per minute GS1 Description: Unit of measure expressed in litre per minute.
LBR	Pound EDIFACT
LD	Litre per day A unit of measure defining the number of litres per day.
LNE	Printed line count (GS1 Temporary Code) The indication of the count of printed lines included on a paper communication (e.g. telegram) for invoicing purposes.
LTR	litre GS1 Description: Litre (1 dm ³)

Used Codes

LUX	lux GS1 Description: Unit of measure of illumination (it corresponds to the illumination of a surface which normally and uniformly receives a light flow of 1 lumen per square meter).
M4	Monetary value A unit of measure expressed as a monetary amount. EDIFACT
MAL	mega litre
MAW	megawatt
MC	microgram One millionth of a gram.
MCU	millicurie GS1 Description: Unit of measure for radioactivity.
MGM	milligram
MHZ	megahertz
MIN	minute
MLT	millilitre
MMK	square millimetre GS1 Description: A unit to measure a surface equal to one millionth of a quadrate.
MMQ	cubic millimetre GS1 Description: A unit of measure expressed in cubic milimetres.
MMT	millimetre
MON	month GS1 Description: The expression of a month as a measure unit.
MPA	megapascal GS1 Description: A unit of measure expressed in Megapascal.
MQH	Cubic metre per hour A unit of measure defining the number of cubic metres per hour.
MTK	square metre
MTQ	cubic metre
MTR	metre
MTS	Metre per second A unit of speed expressed in metres per second.
MWH	megawatt hour (1000 kW.h)

Used Codes

NAR	number of articles
NEW	newton GS1 Description: The SI unit of force, equal to the force that would give a mass of one kilogram an acceleration of one metre per second.
NIU	number of international units A unit of count defining the number of international units.
NRL	number of rolls
ONZ	ounce GS1 Description: Ounce GB, US (28,349523 g)
OZA	fluid ounce (US) GS1 Description: Fluid ounce US (29,5735 cm ³)
OZI	fluid ounce (UK) GS1 Description: Fluid ounce UK (28,413 cm ³)
P1	percent GS1 Description: This code is used to indicate measurements in terms of percentages, e.g. the relative humidity (code RA in data element 6313) is 52%.
PA	packet
PAL	pascal GS1 Description: The SI unit of pressure, equal to one Newton per square metre.
PCE	Piece (GS1 Temporary Code) GS1 Note: Old code value. Use value H87 instead.
PF	pallet (lift) GS1 Description: A number of articles expressed in terms of pallets.
PR	pair GS1 Description: Two articles which belong together but are not necessarily identical.
PTI	pint (UK) GS1 Description: Pint UK (0,568262 dm ³)
PTN	Portion (GS1 Temporary Code) The identification of the number of portions (doses in medical terms) into which a complete product may be broken into for serving purposes, e.g. a pie with 6 portions, a liquid medicine with 20 doses.
QAN	quarter (of a year)

Used Codes

QTI	quart (UK) GS1 Description: Quart UK (1,1136523 dm3)
RJH	Decanewton (GS1 Temporary Code) A unit of force equal to 10 Newton.
RPM	revolutions per minute
RTO	Ratio (GS1 Temporary Code) The measured value is a ratio.
SEC	second
SMI	Mile (statute mile) A unit of measure expressed in mile
ST	sheet
TNE	tonne (metric ton) GS1 Description: Metric ton (1000kg)
U2	tablet A unit of count defining the number of tablets (tablet: a small flat or compressed solid object). GS1 Description: Dosage form for pharmaceuticals, pressed or compacted from a powder into a solid dose.
UI	Unit of activity, predefined (GS1 Temporary Code) A measure pertaining to a predefined activity.
VI	vial GS1 Description: Small glass container. E.g. for a liquid medicine or perfume.
VLT	volt
WHR	watt hour
WTT	watt
YDK	Square yard A unit of measure expressed in square yard
YRD	yard GS1 Description: Yard (0,9144 m)
ZP	page GS1 Description: The indication of a page as a measurement unit for invoicing purposes, e.g. fax pages.
7001	Physical or logical state type code qualifier Code qualifying the type of physical or logical state.

Used Codes

1	Upon receipt At the time of receipt.
2	Upon despatch At the time of despatch.
3E	Upon return (GS1 Temporary Code) At the time of return.
7007	Physical or logical state description code Code specifying a physical or logical state.
4	Damaged In a damaged state.
5	Good condition In a state of good condition.
15	Obsolete The object is obsolete. GS1 Description: The item is obsolete and no longer fit for sale.
17	Defective The object is defective or faulty. GS1 Description: A book may be defective for two principal reasons. The reason could be indicated in DE 7006 if necessary.
12E	Return goods (GS1 Temporary Code) Identified goods are to be returned according to specified conditions.
13E	Dispose of goods (GS1 Temporary Code) The identified goods are to be disposed of.
14E	Destroy goods (GS1 Temporary Code) The identified goods are to be destroyed.
15E	Repair goods (GS1 Temporary Code) The identified goods are to be repaired.
16E	Hold for examination (GS1 Temporary Code) The identified goods are to be held for examination.
17E	Return refused (GS1 Temporary Code) The return of the identified goods has been refused.
AC	Over-shipped
AG	Delivered too late
ALP	Change of fixed retail price
AT	Item not ordered

Used Codes

DME	Damaged
FLG	Wrong delivery
TBZ	Send back title page
VEV	According contract
X39	Goods technical failings (inclusive misprints)
7143	Item type identification code Coded identification of an item type.
SA	Supplier's article number Number assigned to an article by the supplier of that article.
SRV	GS1 Global Trade Item Number A unique number, up to 14-digits, assigned according to the numbering structure of the GS1 system. 'GS1' stands for the 'Global Standards One'.

Example**UNA:+.?'**

The UNA segment contains the default service string characters.

UNB+UNOC:3+4012345000009:14:4012345000018+4000004000002:14:4000004000099+101013:1043+4711+REF:AA++++EANCOM+1'

The EANCOM file 4711 dated 13.10.2010, 10 h 43 is sent by the issuer identified with GLN 4012345000009 to the receiver identified with GLN 4000004000002.

UNH+ME0001+RETINS:D:01B:UN:EAN003'

The reference number of the RETINS message is ME0001.

BGM+733::9+87441+9'

The document number is 87441.

DTM+137:20221020:102'

The message was created is the 20th of October 2022.

DTM+2:20181028:102'

Requested delivery date is the 28th of October 2018.

DTM+200:20181026:102'

This example requires the pick up of consignment on 26th October 2018.

DTM+557:20181028:102'

Latest return date is the 28th October 2018.

RFF+ALQ:4711'

The message references to the number 4711 of a announcement for returns.

DTM+171:20181020:102'

The announcement for returns is dated 20th of October 2018.

RFF+AAK:4710'

The message references to despatch advice number 4710.

RFF+DQ:4714'

The message references to delivery note number 4714.

NAD+SU+4012345000009::9+ABC123'

The supplier/manufacturer is identified by Global Location Number (GLN) 4012345000009.

RFF+GN:HRB-471111'

German statements on business letters: HRB-471111

NAD+BY+4398765000004::9'

The buyer is identified with the Global Location Number (GLN) 4398765000004.

CDI+2+VEV:MEDIA:246'

According to contractual conditions all of the goods detailed in the message should be returned.

CDI+3E+12E::9'

All of the goods detailed in the message should be returned.

DTM+557:20180505:102'

The return is dated for the 5th May 2018.

LIN+3++4000004000035:SRV'

The item instructed for return with the item number 3 is identified by GTIN 4000004000035.

PIA+5+ABC5343:SA::91'

Only if LIN does not provide a GTIN: Item identification in PIA

Example

QTY+445:20'

The return quantity amounts to 20 pieces of the article no. described in the LIN segment. (GTIN).

LOC+14+4056786542381::9'

The goods are at the location with GLN 4056786542381

MOA+203:108.13:EUR'

The line item amount is 108.13 EURO.

RFF+ALQ:4711'

The current line item references to the number 4711 of a announcement for returns.

DTM+171:20180301:102'

The announcement for returns for the current line item is dated 01st March 2018.

RFF+AAK:4710'

The current line item references to despatch advice number 4710.

RFF+DQ:4714'

The current line item references to delivery note number 4714.

CDI+2+VEV:MEDIA:246'

According to contractual conditions the goods of the current line item should be returnd.

CDI+2+12E::9'

Goods of the current line item should be returned.

DTM+557:20180505:102'

The return is dated for the 05th of May 2018.

UNT+29+ME0001'

Number of segments in the message.

UNZ+1+4711'

The transmission file contains 1 message.
